


# BMC's U.S. SPIRITS, WINE AND BEER GUIDES

**2019 EDITIONS** (Published May, June and July 2019. Data through 2018. Market projections through 2023.) PowerPoint Presentations.

Each features more than 75 slides, with extensive analysis, graphs, charts and tables + 600 Excel exhibits offering even greater detail!



**F**rom the industry leader in U.S. beverage market insights and intelligence these three Guides offer the most reliable data available on domestic spirits, wine, and beer consumption and sales. Each captures and analyzes historical shifts and current directions in these trend driven markets. Data is expertly placed in a context that enables business planners, analysts as well as sales and marketing executives to plan successful paths to market.

***New for 2019:** Key trends now presented in colorful PowerPoint presentations to make insights come alive. Plus, you get more than 600 Excel exhibits providing in-depth data for a deeper dive on aspects covered in PowerPoint slides and much more.*

## AVAILABLE FORMAT & PRICING



Direct  
Download

**\$2,537.25**

To learn more, to place an advance order or to inquire about additional user licenses **call:** Charlene Harvey +1 212.688.7640 ext. 1962 [charvey@beveragemarketing.com](mailto:charvey@beveragemarketing.com)

FOR A FULL  
CATALOG OF  
REPORTS AND  
DATABASES,  
GO TO  
[bmcreports.com](http://bmcreports.com)

## INSIDE:

### REPORT OVERVIEW

A brief discussion of key features of these reports. **2**

### TABLE OF CONTENTS

A detailed outline of these reports' contents and data tables. **22,36,51**

### SAMPLE TEXT AND INFOGRAPHICS

A few examples of these reports' text, data content layout and style. **31,46,62**



**HAVE  
QUESTIONS?**

Contact Charlene Harvey: 212-688-7640 x 1962  
[charvey@beveragemarketing.com](mailto:charvey@beveragemarketing.com)

**BEVERAGE  
MARKETING  
CORPORATION**

BEVERAGE MARKETING CORPORATION  
850 Third Avenue, 13<sup>th</sup> Floor, New York, NY 10022  
Tel: 212-688-7640 Fax: 212-826-1255

## THE ANSWERS YOU NEED

- Three markets, driven by concentric circles of changing taste, demographics, and economic imperatives—what data is critical to help you plan in this complex environment?
- Are on- and off-premise trends similar or different for different beverage alcohol categories? Craft beer versus craft spirits, for instance?
- What about price tiers—does noise about premiumization compared to whispers about value brands reflect a changing market or just the hopes of certain marketers?
- What are the changing trends in new product introductions and how do these related to actual consumption and sales?
- As the importance of social media marketing continues to grow, does this favor the larger marketing entities or even the field for new entries and boutique suppliers?
- Does consumption data reveal anything useful about a product and brand focus versus a strategy of portfolio building?
- What does the advertising data reveal about company and brand strategy?
- Does expanding interest in new wine varieties and regions have meaningful parallels in the growth areas for spirits and beer?
- Flavor preferences continue to change—or, perhaps, evolve. When does it make sense to follow them and when is it simply chasing an evanescent fad?

*BMC's U.S. Spirits, Wine and Beer Guides* answer all these questions with both expert analysis and a comprehensive compendium of reliable, hard data.

## THESE REPORTS FEATURE

Each Guide features data on the overall market volume by category, state, and top brands, a breakout of on- versus off-premise consumption by volume and sales, plus detailed listings of top brand sales by both price categories and beverage types. Fastest growing brands are featured. Plus, advertising, export/import data and extended projections. Data on craft beer sales, spirits flavors, and specialty products are all included. ***New for 2019: Now covering more brands than ever and offering enhanced coverage of craft spirits!***

*Total market coverage with break-outs for key brands. Company and brand data provided for each report in this discounted three report set is as follows:*

### *BMC's U.S. Beer Guide 2019:*

- |                                                                                                                                                                                  |                                                                                                                                                                                                                                  |                                                                                                                                                                                                                                   |
|----------------------------------------------------------------------------------------------------------------------------------------------------------------------------------|----------------------------------------------------------------------------------------------------------------------------------------------------------------------------------------------------------------------------------|-----------------------------------------------------------------------------------------------------------------------------------------------------------------------------------------------------------------------------------|
| <ul style="list-style-type: none"><li>• AB InBev</li><li>• Miller/Coors</li><li>• Constellation Beers</li><li>• Heineken</li><li>• Pabst Brewing</li><li>• Boston Beer</li></ul> | <ul style="list-style-type: none"><li>• D. G. Yuengling &amp; Son Inc.</li><li>• Diageo Beer Company USA</li><li>• Mikes Hard Lemonade Co.</li><li>• FIFCO USA</li><li>• Sierra Nevada</li><li>• Lagunitas Brewing Co.</li></ul> | <ul style="list-style-type: none"><li>• New Belgium Brewing</li><li>• Craft Brewers Alliance</li><li>• The Gambrinus Company</li><li>• Spoetzel Brewery</li><li>• Firestone Walker Brewing Co.</li><li>• Bell's Brewery</li></ul> |
|----------------------------------------------------------------------------------------------------------------------------------------------------------------------------------|----------------------------------------------------------------------------------------------------------------------------------------------------------------------------------------------------------------------------------|-----------------------------------------------------------------------------------------------------------------------------------------------------------------------------------------------------------------------------------|

- Total Beverage Solution
- Sapporo
- Oskar Blues Brewery
- Paulaner HP USA
- Joose
- Geloso Beverage Group
- Warsteiner Importers
- Vermont Hard Cider Company, LLC
- St. Killian Importing
- Angry Orchard
- Strongbow Cider
- Crispin
- Bold Rock
- Woodchuck Hard Cider
- Stella Artois Cidre
- Magners
- Smith & Forge
- Square Mile
- Blake's Hard
- Somersby
- Hornsby
- Wyder's
- Virtue Cider Portfolio
- Rekorderlig
- Woodpecker Cider
- Fox Barrel
- Johnny Appleseed
- Michelob Ultra Light Cider
- Yuengling Traditional
- Samuel Adams Boston Lager
- Jacob Leinenkugel
- Sierra Nevada Pale Ale
- Goose Island
- Shiner
- Lagunitas IPA
- Yuengling Light
- Fat Tire
- Firestone Walker DBA
- All Day IPA
- Torpedo IPA
- Saranac Portfolio
- Bell's Two Hearted
- Rebel
- Widmer Hefeweizen
- 60 Minute IPA
- Longboard Island
- Henry Weinhard
- Samuel Adams Light
- Shipyard Brewing Company
- Shiner Light
- Ranger IPA
- Omission
- Brooklyn
- Dale's Pale
- Stone India Pale Ale
- Anchor Steam
- Rampant Imperial
- Alaskan Amber
- Sweetwater 420 Extra Pale
- Harpoon IPA
- Lagunitas Seasonals
- Bell's Seasonals
- Boulevard
- Redhook Long Hammer IPA
- JW Dundee's Honey Brown
- Mirror Pond Pale Ale
- Session
- Black Butte Porter
- 90 Minute IPA
- Magic Hat #9
- Ninkasi Domination IPA
- Sierra Nevada Celebration Ale
- Snapshot Wheat
- BridgePort IPA
- Arrogant Bastard
- Snow Day
- Pyramid Haywire
- Abita Amber
- Kilt Lifter
- Blue Point Toasted
- Inversion IPA
- Lost Coast Great White
- MacTarnahan's Brewing Company
- Sea Dog Brewing Company
- Somersault
- Pyramid IPA
- Rogue Dead Guy
- The Immortal IPA
- Full Sail Amber
- 1554 Brussels
- Redhook ESB
- Pyramid Apricot
- Trippel
- Sculpin IPA
- Sierra Nevada Hop Hunter IPA
- Broken Halo IPA
- Mighty Arrow
- Sunshine Wheat
- Dirtwolf Double IPA
- Drifter
- Sierra Nevada Noon
- Traveler
- Dixie
- Abbey
- Rolle Bolle
- Slow Ride Session IPA
- Blue Paddle
- Nectar Ales
- Mothership Wit
- Southampton Publick House
- Celis
- Other Mike's Hard
- Smirnoff Ice (includes all extensions)
- Budweiser & Bud Light Chelada
- Twisted Tea
- White Claw
- Bon & Viv Spiked Seltzer
- Four Loko

- Modelo Especial Chelada
- Seagram's Escapes
- Bud Light Lime-a-Rita
- Mike's Hard Lemonade
- Truly Spiked & Sparkling
- Bud Light Lime Straw-Ber-Rita
- Henry's Hard
- Smirnoff Spiked
- Mike's Harder Cranberry
- Joose
- Not Your Fathers
- Sparks
- Clubtails
- Mike's Harder Black Cherry
- Bartles & Jaymes
- Natty Rush
- Bud Light Lime Mang-O-Rita
- Seagram's Smooth
- Bud Light Lime Water-melon-Rita
- Mike's Harder Punch Mango Punch
- Palm Breeze
- Jack Daniels Country Cocktails
- Mike's Hard Light
- Bud Light Lime Apple-Ahhh-Rita
- Mike's Hard Limeade
- Bud Light Lime Lemon-Ade-Rita
- Best Damn
- Blast by Colt 45
- Mike's On The Rocks
- Margaritaville
- Pura Still
- Island Squeeze
- Coney Island
- Moskato Life
- Loko Rita
- Captain Morgan Parrot Bay Frozen Portfolio
- Coco Breve
- Bud Light Lime Raz-Ber-Rita
- Bud Light Lime Cran-Brrr-Rita
- Bud Light MixxTail
- Dos-A-Rita
- Tilt
- Jeremiah Weed (Lightning Lemonade, Roadhouse Tea & Spiked Cola)
- Amstel Radler
- ULTRA 19th Hole Light Tea & Lemonade
- Bacardi Silver (Incl. flavors, O3 & Raz)
- Natural Ice
- Milwaukee's Best Ice
- Icehouse (includes Edge)
- Bud Ice
- Busch Ice
- Keystone Ice
- Corona Extra
- Modelo Especial
- Heineken
- Stella Artois
- Dos Equis
- Guinness
- Corona Light
- Corona Familiar
- Tecate
- Pacifico
- Labatt Blue
- Corona Premier
- Tecate Light
- Labatt Blue Light
- Modelo Negra
- Heineken Premium Light
- Victoria
- Newcastle Brown
- Peroni
- Amstel Light
- Sapporo
- Sol
- Carta Blanca
- Red Stripe
- Molson Canadian
- Estrella Jalisco
- Smithwick's
- Warsteiner
- Asahi Super Dry
- Tsingtao
- Grolsch
- Pilsner Urquell
- Hacker-Pschorr
- Indio
- Molson Ice
- Paulaner
- Weihenstephaner
- St. Pauli Girl
- Moosehead
- Hoegaarden
- Tecate Michelada
- Trumer Pils
- Bohemia
- Kokanee
- Presidente
- Labatt Blue Light Lime
- Boddington's
- Harp
- Molson Golden
- Leffe
- Desperados
- Montejo
- Carlsberg
- Kronenbourg 1664
- Warsteiner Premium Dunkel
- Moretti
- Prestige
- Red Stripe Light
- Moosehead Light
- St. Pauli Girl Dark
- Lowenbrau
- Heineken Special Dark



- Moosehead Lime Light
- Lindemans
- Greene King
- Sapporo Reserve
- Sapporo Light
- Molson Canadian Light
- Elephant
- O'Hara's
- Brasserie dupont
- Fuller's
- Lefebvre
- Xiugu
- Molson Export
- Krusovice
- Old Vienna
- Coopers
- Tetley's English
- Yebisu
- Double Diamond
- Affligem
- Fruli Strawberry Beer
- Banks
- Tennents
- Day of the Dead
- Saigon
- Czech Rebel
- Godfather
- Modelo Light
- Brasserie dubuisson
- Fischer
- Bud Light
- Coors Light
- Miller Lite
- Michelob Ultra (incl. flavors)
- Natural Light
- Busch Light
- Keystone Light
- Bud Light Lime
- Milwaukee's Best Light
- Bud Light Platinum
- SELECT 55
- Bud Light Orange
- Bud Select
- Michelob Light

- Miller 64
- Miller High Life Light
- Michelob Ultra Pure Gold
- Michelob Golden Draft Light
- Old Milwaukee Light
- Miller Genuine Draft Light
- Lone Star Light
- Genny Light
- Rock Green Light
- Michelob Ultra Amber
- Schaefer Light
- Keystone Light Lime
- Two Hats
- Kirin Light
- Old Style Light
- Beck's Premier Light
- Southpaw Light
- Coors Light Citrus Radler
- Bud Light Golden Wheat
- Miller Chill
- Bud Ice Light
- Pabst Light
- Schlitz Light
- Stroh's Light
- Steel Reserve
- King Cobra
- Colt 45
- Olde English 800
- Mickey's
- Hurricane
- Schlitz Malt
- Magnum
- St. Ides
- Silver Thunder
- Country Club
- Red Bull Malt Liquor

*BMC's U.S. Wine Guide 2019:*

- E & J Gallo
- Constellation Brands
- Wine Group, The

- Trinchero Family Estates
- Treasury Wine Estates
- Deutsch Family Wine & Spirits
- DFV Wines
- Bronco Wine Co.
- Ste. Michelle Wine Estates
- Palm Bay International
- Jackson Family Wines
- Fetzer Vineyards
- Francis Ford Coppola Winery
- Banfi Vintners
- Shaw-Ross International Importers
- Walmart
- Bogle Vineyards
- Terlato Wines International
- Carriage House Imports
- Pernod Ricard USA
- Brown-Forman
- Moet Hennessy USA
- Royal Wine Co.
- CK Mondavi Winery
- Takara Sake USA
- J. Lohr Vineyards & Wine
- Kobrand
- Winebow
- Harvest Hill Beverage
- Frederick Wildman and Sons, Ltd
- Franzia Winetaps
- Barefoot Cellars
- Carlo Rossi
- Sutter Home
- Woodbridge by Robert Mondavi
- Twin Valley
- Peter Vella

- Yellow Tail
- Black Box
- Bota Box
- Beringer
- Charles Shaw
- Liberty Creek
- Livingston Cellars
- Kendall-Jackson
- Cavit
- Chateau Ste. Michelle
- Menage a Trois
- Concha y Toro
- Cupcake Vineyards
- Almaden
- Bogle
- Josh Cellars
- Oak Leaf Vineyards
- Vendange
- Corbett Canyon
- Apothic
- Inglenook
- Robert Mondavi Private Selection
- Stella Rosa
- Dark Horse
- FishEye
- Clos du Bois
- 14 Hands
- 19 Crimes
- Riunite
- Glen Ellen
- Ruffino
- C K Mondavi Vineyards
- Francis Ford Coppola Portfolio
- Barefoot Refresh
- Kim Crawford
- J. Lohr Estates
- La Crema
- Meiomi
- Boone's
- Turning Leaf
- Lindeman's
- Columbia Crest
- Naked Grape

- Mirassou Coastal Selection Wines
- Canyon Road
- MezzaCorona
- Rex Goliath
- Joel Gott Wines
- Fetzer
- Louis Martini
- Tisdale
- Alamos
- Roscato
- Leonard Kreusch
- Oyster Bay
- Ecco Domani
- Rodney Strong
- Big House
- Sterling Vineyards
- Redwood Creek
- Mark West
- Bay Bridge Vineyards
- Crane Lake Winery
- Copper Ridge
- Hess Collection, The
- Estancia Estates
- Foxhorn
- Decoy
- Bella Sera
- Sycamore Lane
- Manischewitz
- Gnarly Head
- Adler Fels
- Mogen David
- Wente Vineyards
- Noble Vines
- Castle Rock Winery
- Real Sangria (Cruz Garcia - Real)
- Santa Margherita
- Edna Valley Vineyard
- Simi
- Schmitt Sohne
- Vin Vault
- Nobilo
- Riondo
- San Antonio Maddelena
- Smoking Loon
- Santa Rita

- Taylor Tables
- Starborough
- Matua Valley
- Butter
- La Vieille Ferme
- Winking Owl
- William Hill
- Jacob's Creek
- Maison Louis Jadot
- Layer Cake
- flipflop
- MoonX
- Line 39
- Sonoma-Cutrer
- Caymus Vineyards
- Antinori
- Casillero del Diablo
- Duplin Winery
- Dreaming Tree, The
- Blackstone
- Chateau d'Esclans
- Kenwood
- Bolla
- Chateau St. Jean
- Bonterra
- Underwood
- 90+Cellars
- Carnivor
- California Roots
- William Wycliff
- Beaulieu Vineyard
- Toasted Head
- Bully Hill Vineyards
- Chloe Wine Collection
- Frei Brothers
- Hahn Estates
- Oliver
- RELAX
- KedeM
- Parducci Wine Cellars
- Citra
- Mac Murray Ranch
- Principato
- Two Vines
- Whispering Angel

- Octavin Home Wine Bar
- Gallo of California
- Ferrari-Carano
- TOG Portfolio
- Gato Negro
- Trapiche
- SeaGlass
- Da Vinci
- Green Fin
- Red Diamond Wine
- Ghost Pines
- McManis Family Vineyards
- Taylor California Cellars
- Wild Vines
- The Federalist
- Prophecy
- Bandit
- A to Z
- Salmon Creek Cellars
- Twisted
- Hogue Cellars
- King Estate
- Primal Roots
- Bread & Butter
- 7 Deadly Zins
- Erath
- Kris
- Valentin Bianchi
- Casarsa
- Red Rock
- Banfi
- Justin
- Castello di Gabbiano
- Ravenswood
- Coastal Vines Cellars
- Don Miguel Gascon
- Campo Viejo
- Franciscan Oakville Estate
- Leese-Fitch
- Cameron Hughes
- Geyser Peak
- La Terre
- Wild Horse
- Sebastiani Vineyards
- Santa Carolina
- M. Chapoutier
- Chateau Diana
- St. Francis
- Freakshow
- Avalon
- Brancott
- Folonari
- Santa Julia
- Kirkland Signature
- Paul Masson
- Baron Herzog
- Ravage
- Meridian
- Robert Mondavi Winery
- Seven Daughters
- entwine
- Leaping Horse Vineyards
- Nathanson Creek
- Sogrape Vinhos
- Save Me San Francisco
- Four Vines
- Intrinsic
- Cribari
- Marcus James
- Primo Amore
- Callaway
- Pepperwood Grove
- Gerard Bertrand
- Stone Cellars
- Prima Amore
- Murphy-Goode
- New Age
- Fox Brook Winery
- Bodega Elena De Mendoza
- Coastal Ridge
- Ste. Chapelle
- Barton and Guestier
- The Prisoner Wine Co
- Blue Nun
- Martin Codax
- Round Hill
- Straccali
- Ava Grace
- Trinity Oaks
- Marques de Riscal
- Cocobon
- Georges Duboeuf
- Pacific Rim
- Stone Creek
- OZV
- Llano Estacado
- Trivento
- Santa Cristina
- Columbia
- Benziger Family Winery
- Cherry Blossom Cellars
- Acrobat
- Avia
- Kung Fu
- Tom Gore
- Perrin
- Z Alexander Brown
- Little Penguin, The
- Monkey Bay
- Talbott
- Charles & Charles
- Five Oaks
- Hardys
- Whitehaven
- Parkers Estate
- LuLu B
- Luca Bosio
- Jewelry Box
- Educated Guess
- Duckhorn Vineyard
- Arrow Creek
- CR Cellars
- Maso Canali
- Catena
- Souverain
- House Wine Box
- Shannon Ridge
- Rare 4
- The Velvet Devil
- Acacia Vineyard
- Stag's Leap Wine Cellars
- Marques de Caceres

- Rombauer
- Hacienda Wine Cellars
- Three Thieves
- Rosatello
- Middle Sister
- Hazlitt 1852 Vineyards
- 7 Moons
- Terrazas de los Andes
- J Vineyards
- Dona Paula
- Bridlewood
- Estrella River
- Rancho Zabaco
- The Beachhouse
- Gallo of Sonoma, Single Vineyard
- Firefly Ridge
- Duck Commander
- Covey Run
- Cakebread Cellars
- Barone Fini
- Natura
- Alice White
- Domino
- Quail Oak
- St. Supery
- Radius
- Oak Ridge
- Banrock Station
- Markham
- Rose'N'Blum
- Toad Hollow Vineyards
- Johann Falkenburg
- Carmenet Vineyards
- Miraval
- Root: 1
- Arrogant Frog
- Mouton Cadet
- Waterbrook
- Milestone
- Duck Pond Cellars
- Petite Petit
- Placido
- Hob Nob
- Stags' Leap Winery
- Snoqualmie
- Napa Cellars
- ForestVille Vineyards
- Raymond Hill
- Honoro Vera
- Gazela Vinho Verde
- 1000 Stories
- Rutherford Ranch
- Thorny Rose
- Talus Collection
- Mad Housewife
- Frey Vineyards
- Diseno
- Cono Sur
- Caposaldo
- Blue Fin
- Love Noir
- Alexander Valley Vineyards
- Kono
- Sweet Bitch
- Concannon Vineyard
- Voga Italia
- Robert Hall Winery
- Newton
- Lucky Duck
- DeLoach
- Conundrum
- Century Cellars
- Giesen
- Walnut Crest
- Jordan Winery
- Douglass Hill
- Don Simon
- Ca'Donini
- Gemma di Luna
- Storypoint
- Vino dei Fratelli
- Jam Jar
- Irony
- Zenato
- Sokol Blosser
- Rutherford Hill
- Mason Cellars
- Jeunesse
- Il Poggio
- Elk Cove Vineyards
- Byron
- Belle Ambiance
- Terrain Vineyards
- Imagery
- Silver Oak
- Clifford Bay
- Anakena
- Smith & Hook
- Firesteed Cellars
- Skinnygirl
- Ows Cellar Selection
- Macaroni Grill
- LOFT
- Little Black Dress
- Dry Creek Vineyard
- Conquista
- Charles Krug
- Blue Fish
- Black Mountain
- Barkan/Segaus
- Slow Press
- Torres
- La Fiera
- Silver Palm
- Nielson
- Rosemount Estate
- Tiamo
- Little Boomey
- Indaba
- Glass Mountain
- Finca el Origen
- Alverdi
- Raymond (Reserve/Estate/Generation)
- Famiglia Pasqua
- Caves da Cerca
- Rene Barbier
- Dancing Bull
- Night Harvest by RH Phillips
- Gran Passione
- Castoro Cellars
- Bodegas Muriel
- Black Stallion
- 13 Celsius
- Aime Roquesante
- Copper & Thief

- Chronic Cellars
- Masi
- Frogs Leap
- Bieler Pere et fils
- Villa Pozzi
- Starling Castle
- Etude
- Clean Slate
- Gloria Ferrer
- Stonecap
- Rashi
- Las Rocas
- Groth Vineyards
- Firestone
- Fifty Shades of Grey
- Cuvaision Estate
- Capri
- Cambria
- Fleurs de Prairie
- Elouan
- The Crossings
- Faustino
- Canoe Ridge
- Stella
- Earthquake
- The Seeker
- Santa Marvista
- Piccini
- Marietta Cellars
- Finca Flichman
- Penfolds
- Santa Barbera  
Landing Winery
- Le Grand Noir
- Ironstone Vineyards
- Handsome Devil
- Dr. Loosen
- Cycles Gladiator  
Wines
- Cloudy Bay  
Vineyards
- Stellina di Notte
- Pedroncelli
- Bex
- Mountain View  
Vintners
- Foppiano Vineyards
- 10 Span

- Terlato Family  
Vineyards
- Terra d'Oro
- Zuccardi
- Newman's Own
- Joseph Carr
- Honig
- Hedges Family  
Estates
- Clos du Val
- Chalone Vineyard
- blufeld
- Black Point
- Barnard Griffin  
Winery
- Skyfall Vineyard
- MAN Vintners
- Folie à Deux
- Sensual
- Albertoni Vineyards
- Torresella
- Picket Fence
- Peregrine/Mohua
- Paso Creek
- Matthew Fox
- La Merika
- HandCraft
- Greystone Cellars
- Grand Cru
- David Stone
- Backhouse
- Cigar Box
- Peregrine/Mohua
- Tunnel of Elms
- The Crusher
- Tunnel of Elms
- Pomelo
- Red Guitar
- Casa Lapostolle
- Anew
- Rabble Wine
- Woodwork
- Seven Falls
- Sagelands
- Carmel Road
- Sledgehammer
- Freemark Abbey
- Black Oak

- Simply Naked
- Uppercut
- Paul Jaboulet Aine
- Owl Ridge
- Montevina
- Hayes Ranch
- Chateau Minuty
- Tortoise Creek
- The Show
- Stimson Estate  
Cellars
- Napa River Winery
- Caves du Founalet
- Barboursville Winery
- Nino Franco
- Two Oceans
- Rockbrook Cellars
- Crios
- Boutari
- BenMarco
- Lancers
- J. Lohr Vineyard  
Series
- Gary Farrell
- Funf Riesling
- Carmel
- Bouchard Aine & Fils
- Astica
- Sartori
- Greg Norman Estates
- Rawsons Retreat
- Widmer
- Migration
- Loveblock
- Cline Cellars
- Sequoia Grove
- Royal Bitch
- Kunde
- Valley of the Moon
- Trefethen
- Steelhead
- Silverado
- Silver Ridge
- Sanford
- Redtree
- Polka Dot
- Mount Veeder

- MontPellier Vineyards
- Fancy Pants
- Alfasi
- Siduri
- Eve
- North by Northwest
- Stave & Steel
- Renacer
- Weinstock Cellars
- Schug Carneros
- Forest Glen
- Delas Freres
- Caparzo
- Saldo
- Whitehall Lane
- The Path
- RSVP Vineyards
- Bodegas Montecillo
- Simple Life
- Matanzas Creek
- Canei
- The Great American Wine Company
- Tabali
- SAVED
- Ruta 22
- Plungerhead
- Oak Vineyards
- Kesser
- Hidden Fruit
- Graffigna
- Fat Bastard
- El Coto
- Dona Sol
- Di Majo Norante
- Cypress
- Complicated
- Clos LaChance
- Anderra
- Il Poggione
- Boom Boom!
- Chateau Smith
- Kanonkop
- Florio
- Conn Creek
- Almond Creek
- French Rabbit
- Santi
- Ernesto Catena
- Bellagio Chianti
- Tikal
- Tangley Oaks
- Shatter
- Painter Bridge
- Liberated
- Jakob Demmer
- Iron Horse
- Grgich Hills
- Girard Winery
- Black Opal
- Bellafina
- Belcrème de Lys
- Cusamano
- Hecht & Bannier
- Rainstorm
- Buena Vista
- TintoNegro
- The Divining Rod
- Paraduxx
- Fontana Candida
- Buehler Vineyards
- Arrowood
- Clos de Nit
- Vinimark
- Heinz Eifel
- XYZin
- Davis Bynum
- Tilia
- Quail Creek Cellars
- Los Dos
- Long Lake Cellars
- Dynamite
- Auspicion
- Julia James
- Tamari
- Fog Head
- Terranoble
- Septima
- Powder Keg
- Melini
- Fat Cat Cellars
- Cellar Four 79
- Three Rivers
- Tasca D'Almerita
- Campanile
- Beni di Batasiolo
- Taken
- Sea Pearl
- Entrée
- Domaines Ott
- Aquinas
- GH (Green Hungarian)
- Garnet Vineyards
- Flirt
- Fire Road
- Chateau de Beaucastel
- Carpe Diem
- Totally Random
- Pratsch
- Murrieta's Well
- Hahn SLH
- Echo Bay
- Vintage Ink
- Villa Mt. Eden
- Traviata
- The California Winery
- Massimo
- Grove Ridge
- Five Rivers
- B-Side
- Brazin
- Bearboat
- Viña Casablanca
- Tiziano
- Pietrafitta
- Pennywise
- Gunsight Rock
- Goose Bay
- Double Decker
- Diora
- Bianchi
- Rene Junot
- Raimat
- mapema
- Artesa
- Andre Lurton
- Trellis
- Redwood Vineyards
- Ramon Bilbao
- Provenance

- Pairing Collection
- Once Upon A Vine
- Labet
- La Posta
- Hayman and Hill
- Dominant 7
- Cryptic
- Chimney Rock
- Cellar No. 8
- Altoona Hills
- Julia's Dazzle
- emBrazen
- Wolf Blass
- Two Hands
- Prodigio
- Binyamima
- Run Riot
- The Monterey Vineyards by Chalone
- Sivas Sonoma
- Pasqua
- Jargon
- Distell/Cape Legends
- Cedar Brook
- Aggiolas
- 1865
- Batasiolo
- Tiefenbrunner
- Teal Lake
- Sauvion
- Moobuzz
- Eye Chart
- Belmondo
- Atlas Peak
- 3 Blind Moose
- Marco Negri
- Haraszthy Family Cellars
- Ca'Montini Estate
- Bodini
- Tohu
- Stonestreet
- Red Truck
- Rabbit Ridge Vineyards
- Purple
- Pillar Box Red

- Kosta Browne
- Hey Mambo
- Epica
- Cella
- Belvento
- Bear Flag
- Baron de Ladoucette
- Banfi Piemonte
- Ballentine Vineyards
- "Down Under" Cellars
- Numanthia
- Louis Bernard
- Filus Winery
- Evans Wine Company
- Custard
- Calabria Family Wines (formerly Evans Wine Company)
- Vina Zaco
- Umberto Fiore
- Tierra Brisa Winery
- Susana Balbo
- Snap Dragon
- Resso
- Rancho Sisquoc Winery
- Piccolo Fiore
- Offley
- Luca
- Goldeneye
- Gamla
- Edmeades
- Domaine Laurier
- Cousino Macul
- Chalk Hill
- Bennett
- Austerity
- Rancho Sisquoc Winery
- Vavasour
- The White Knight
- Ramon Cardona
- Querciabella
- Pio Cesare
- Marques de Murrieta

- High Note
- Heliotrope
- Domaines Schlumberger
- Wyndham Estate
- Trinchero Napa Valley
- Sonoma Vineyards
- Project Paso
- McWilliams
- Herzog Selections
- Gehricke
- Cadet d'OC/BPR Varietals
- Big Smooth
- Altanuta
- Black Swan
- Thousand Oaks Vineyards
- The Spanish Quarter
- Spring Valley
- Sanctuary
- Queens Peak
- Patianna Organic Vineyards
- Napa Ridge
- Il Donato
- Hope Estate
- Heritage Winery
- Henry's Drive
- Hawk Crest
- Fritz Zimmer
- Escudo Rojo
- Columbia River Landing
- Colores Del Sol
- Castel des Maures
- Carmen
- Bivio
- Arbor Valley
- 1749-Pierre Chainier
- Burgundies
- Vina Mayor, Spain (HAB)
- Sweet Bliss
- Rioja Vega
- Wines
- Lyeth Estates

- Kitchen Sink
- Jellybean
- Ets. Jean Pierre Moueix
- Bears' Lair
- 6 Degrees Cellars
- Vigne Regali
- Truvee
- Sonoma Landing
- Sea Ridge
- PKNT Winery
- Pierre Chainier Winery
- Napanook
- Naked Earth
- Meerlust
- Lunta
- L'Attitude 39
- Jackson-Triggs
- Inniskillin
- Fritz de katz
- Flying Fish
- Exem
- Dr. Thanisch
- Don & Sons Sonoma Signature Series
- Domaine Napa
- Clos de L'Oratoire des Papes
- Champ de Reves
- Castiglione del Bosco
- Capcanes
- Cantina di Soave-Duca Bib
- Brady Vineyards
- Blossom Hill
- Bagueri
- Mazzoni
- Squealing Pig
- Pepperjack
- St. Clement Vineyards
- Stoneleigh
- Orogeny
- Neil Ellis
- Montgravet
- Mermelada
- Mendel
- Main Street
- J.W. Morris
- J. Lohr Gesture
- Huntington
- Eye Candy
- Drylands
- Deadbolt
- Castel
- Big Ass
- Castello di Bolgheri
- Three Knights Vineyards
- Terras Gauda
- Rutherford VT Napa
- Rusack Vineyards
- Rock Hollow Wines
- Roc de Chateaufvieux Winery
- Rigal Winery
- Richard Grant Estate
- Reginato
- Primosole Organic Vineyards
- Podernuovo a Palazzone
- Pazo Torrado
- Paso Grande
- Murdoch James
- Medrano Estate Vineyards
- Masseria del Fauno
- Mad Dogs & Englishmen
- Les Moirets Winery
- Les Hospices
- Left Bank Bordeaux
- Laurier Vineyards
- Lake Sonoma
- La Boca
- Igardi Sangria
- Exitus
- Evohe
- Ernst Gouws & Co.
- Elements by Artesa
- Descaves Negotiant
- Delish
- Cuvee Series
- CottonWood Creek Cellars
- Clos de Nouys Winery
- Chateau de la Roche Winery
- Carrara
- CAR MEN AIR
- Añoro
- Americano
- Alexander and Fitch
- 2up
- Hewitt
- Wynns
- New Harbor
- Bollini
- Yellow Tail Reserves
- Wolfgang Puck Wine
- Wild Hare
- Vin Parfait
- Velvet Crush
- Used Automobile Parts
- Two Tone Farm
- Twin Fin
- Tintara
- Tierra Secreta
- Three Wine Men
- The Skinny Vine
- T'Gallant
- Terramia Winery
- Taz
- Tamas Estates
- Tableleaf Winery
- Stark Raving
- Screw Kappa Napa
- Scala Dei
- Sbragia Family Vineyards
- Santa Barbera
- Rolf Binder
- Rare Earth (Organic)
- Quatro
- Quail Ridge
- Periodic
- Papio
- Northstar
- Motos Liberty



- Moon Mountain
- Mia's Playground
- Masked Rider
- Mar de Frades
- Loredona
- Lock & Key
- Legend of the Vine
- Legaris
- Laurelwood Winery
- La Tordera
- King Fish
- Juxtapoz
- June Bug
- Jekel
- Jarhead Wine Company
- Jade Mountain
- J.V. Fleury
- Ill Century
- Heritage
- Harlow Ridge
- Girl Go Lightly
- Fusee
- Fox Hollow Cellars
- Flock by Smoking Loon
- Festival 34
- Falesco/Vitiano
- Fairview/Spice Route
- Ensemble
- Emma Pearl
- Dr. Pauly
- Dominus
- Distant Bay
- Cruz de Alba
- Crimson & Quartz
- Contemassi
- Col Solare
- Cipressi
- CigarZin
- Cherry on Top
- Cheese Board
- Chateau Tanunda
- Cecchi
- Carmenet
- Butterfly Kiss
- Bohemian Highway
- Big Red Monster

- Bel Arbor
- Baron de Chartrons
- Bad Dog Ranch
- Araucano (Francois Lurton)
- Apoyo
- Almaviva
- Allegrini
- 900 Grapes
- 9 Points
- "Be."
- Red Bicyclette
- Other
- Total
- Andre/Wycliff
- Cook's
- Korbel
- Verdi Spumante
- Barefoot Bubbly
- La Marca
- J. Roget
- Mionetto
- Bartenura
- Freixenet
- Zonin
- Refresh by Turning Leaf
- Moet & Chandon
- Castello del Poggio
- Veuve Clicquot/La Grande Dame
- Martini & Rossi Asti
- Chandon
- Ballatore
- Raspberry Sparkletini
- Mumm Napa
- Jaume Serra Cristalino
- Segura Viudas
- Lunetta Prosecco
- Flipflop Sparkling
- Risata
- duc de Valmer
- Riondo
- Opera Prima
- Elunés
- Michelle
- Luccio

- Strawberry Sparkletini
- Veuve du Vernay
- Green Apple Sparkletini
- Peach Sparkletini
- Chateau Lafayette
- Roederer Estate
- Gloria Ferrer
- Maschio Prosecco
- Piper Sonoma
- Nicolas Feuillatte
- Beviamo
- Perrier-Jouet
- Astoria
- Tott's
- Taittinger
- Stanford
- Zardetto
- Arbor Mist Sparkling
- Piper Heidsieck
- Jacques Reynard
- Dom Perignon
- LaLuca Prosecco
- Chateau Napoleon
- Chateau Elysees
- Bella Bolle
- Louis Perdrier
- Lila
- Moletto
- Yellow Tail Bubbles
- Domaine Carneros
- Schramsberg Vineyards
- Saint-Hilaire
- Anna de Codorniu
- Lamberti
- Louis Roederer
- Weibel
- Heritage Spumante
- Enza
- Cinzano Asti Spumanti
- Scharffenberger
- Pol Roger
- Cavicchioli
- Bocelli Family
- G. H. Mumm

- Avissi
- Mas Fi
- Sequin
- Bollinger
- Amusant Bubbly  
Moscato
- Champagne  
Delamotte
- Ruinart
- Allure Winery
- JFJ Winery
- Codorniu
- Gancia
- Enrico
- Bouvet-Ladubay
- Krug
- Charles de Fere
- Santini Asti
- Great Western
- Blanc de Bleu
- Vivande Winery
- Capri Sparkling
- Besserat de Bellefon
- Yellowglen
- Zibibbo
- Zed
- Veuve Moisan
- Seaview
- IL'SPRIZ
- Charles Heidsieck
- Avive
- Café de Paris
- MD 20/20
- Richard's Wild Irish  
Rose
- Taylor Dessert
- Takara Sake
- Sho Chiku Bai
- Gekkeikan Sake
- Fairbanks
- Ozeki
- Numano
- Cribari Dessert
- Thunderbird
- Sheffield Cellars
- Cisco
- Christian Brothers  
Dessert Wine

- Fu-Ki
- Savory & James
- Paul Masson  
Desserts
- Sandeman
- Taylor Fladgate
- Cockburn's
- Colombo Marsala
- Warre's
- Night Train
- Fonseca
- Graham's
- Hartley & Gibson
- Dry Sack
- Dow's
- Presidential
- Stone's Ginger Wine
- Quinta Do Vesuvio
- Italian Swiss Colony
- Blandy's
- Quinta de la Rosa
- Martinez
- Melillo Marsalo
- Croft
- Smith Woodhouse
- Ramos Pinto
- Whidbey
- Kabuki Sake
- Wisdom & Warter  
Sherry
- Kasser Dessert
- Capri Dessert
- Martini & Rossi  
Vermouth
- Gallo Vermouth
- Tribuno
- Stock
- Noilly Prat
- Lillet
- Cinzano
- Dubonnet
- Arbor Mist
- Daily's
- Lolailo Sangria
- Madria Sangria
- Myx Fusions
- Yago Sant'gria
- Beso del Sol

- Chocovine
- Ed Hardy Sangria
- Chocolate Shop
- VineSmoothie
- Eppa Superfruit  
Sangria
- Sangria Terreo
- Opici Sangria
- Mija Sangria
- Soleil Mimosa
- Sol Rio
- Funf Sangria
- Croctails
- Sangria Grande
- Slices
- Pomagria
- Plaza Real Sangria
- Slim Lizzy's
- Skinnygirl Sangria
- Il Ugo

*BMC's U.S. Spirits Guide  
2019:*

- Diageo
- Luxco
- Beam Suntory
- Frank-Lin Distillers
- McCormick Distilling
- Bacardi USA
- Brown-Forman
- Laird & Co.
- Constellation Brands
- E & J Gallo
- Infinium Spirits
- Campari America
- Remy Cointreau USA
- William Grant & Sons  
USA
- Shaw-Ross  
International  
Importers
- Fifth Generation
- Star Industries
- Hood River Distillers
- Sazerac
- Patron Spirits  
Company
- Lucas Bols USA

- Edrington USA
- MS Walker Inc
- Charles Jacquin et Cie
- Phillips Distilling
- Moet Hennessy USA
- Heaven Hill Brands
- Kobrand
- Montebello Brands
- Winebow
- Proximo Spirits
- Pernod Ricard USA
- Mast Jagermeister U.S.
- Hennessy
- E & J Brandy
- Paul Masson Brandy
- Christian Brothers
- Remy Martin
- Courvoisier
- Korbel Brandy
- Martell
- D'ussé
- Salignac
- St. Remy
- Coronet Brandy
- Presidente Brandy
- Mr. Boston Brandy
- J. Bavet
- Raynal
- Ansac
- Aristocrat Brandy
- Meukow
- Cardenal Mendoza
- Jacques Bonet
- Laird's AppleJack
- Pisco Capel
- Alize Cognac
- Pisco Porton
- BarSol
- Landy
- Hartley Brandy
- Phillips Brandy
- Fundador/Terry
- Constantino
- Gran Duque de Alba
- Monarch Brandy
- Don Pedro/Azteca de Oro
- Stock 84
- de Fussigny
- Delamain Cognac
- Macieira
- Milenario
- Chocoviac
- Conjure
- Banker's Club
- Deau Artisan
- Fleischmann's Brandy
- McCormick Brandy
- Seagram's 7 Crown
- Kessler
- Kentucky Deluxe
- McCormick Blend
- Heaven Hill Blended Whiskey
- Beam's 8 Star
- Kentucky Gentleman
- Fleischmann's Preferred
- Calvert Extra
- Philadelphia
- Aristocrat Blended
- Imperial
- Senator's Club
- Five Star
- Club 400
- Carstairs White Seal
- Bellows Blend
- Paul Jones
- Broker's Reserve
- Old Thompson
- Banker's Club
- Potter's Special Blended
- Gold Crown
- Travelers Club
- Hawkeye
- Triple Crown
- Old Mill Stream
- Guckenheimer Private Stock
- Kasser
- Old Sunny Brook
- Hobble Creek
- Bourbon Supreme
- Mattingly Moore
- Barton Blended
- Four Queens
- Haller's Reserve
- Newport
- Ezra Brooks
- Jacquin Premium
- Idaho Gold Blend
- Monarch Reserve
- P.M. Blend
- Royal Gentleman
- Crown Royal
- Black Velvet
- Canadian Club
- Canadian Mist
- Rich & Rare
- Windsor Supreme
- Seagram's V.O.
- Canadian LTD
- Lord Calvert
- Canadian Hunter
- Pendleton
- Northern Light
- Canada House
- MacNaughton
- Crown Royal Reserve
- McMaster's Canadian
- Harwood Canadian
- Revel Stoke
- Potter's Crown Canadian
- Royal Canadian
- Wiser's Canadian
- Forty Creek
- Canadian Gold
- Monarch Canadian
- Canadian Host
- Canadian Reserve
- Mt Royal Light
- Barton Canadian
- Canadian Leaf
- Canadian Supreme
- Canadian Lake
- Tangle Ridge

- Fireball Cinnamon Whisky
- DeKuyper
- Jagermeister
- Baileys
- Southern Comfort
- Kahlua
- Jack Daniel's Tennessee Honey
- Hiram Walker Cordials
- Grand Marnier
- RumChata
- Jack Daniel's Tennessee Fire
- Wild Turkey American Honey
- Mr. Boston Cordials
- Carolans Irish Cream
- Bols Cordials
- Hpnotiq
- Disaronno
- Arrow Cordials
- Cointreau
- Leroux
- Rumple Minze
- Red Stag by Jim Beam
- Jacquin Cordials
- Dr. McGillicuddy's
- Allens Cordials
- Tequila Rose
- DuBouchett Cordials
- Yukon Jack
- Phillips Cordials
- Montezuma Triple Sec
- Alize
- Goldschlager
- Paramount Cordials
- Jim Beam Kentucky Fire
- Jack Daniel's Winter Jack
- Agavero Tequila Liqueur
- Christian Brothers Honey
- E & J Cask & Cream
- Seagram's Gin
- Tanqueray
- Bombay Sapphire
- New Amsterdam
- Gordon's Gin
- Beefeater
- Hendrick's
- Barton Gin
- Gilbey's Gin
- Burnett's White Satin Gin
- Seagram's Twisted Gin
- Fleischmann's Gin
- Bombay Original
- Crystal Palace Gin
- McCormick Gin
- Broker's
- Tanqueray No.TEN
- Plymouth Gin
- Citadelle
- Pinnacle Gin
- Boodles
- Jameson
- Tullamore Dew
- Bushmills
- 2 Gingers Irish Whiskey
- Paddy Irish Whiskey
- Irishman, The
- Redbreast Irish Whiskey
- Clontarf
- Kennedy's Original
- John Power
- Teeling
- Cooley's
- Kilbeggan Irish Whiskey
- Knappogue
- Knot, The
- Proper No. 12
- Feckin
- Danny Boy
- The Sexton
- Jose Cuervo RTD
- Chi-Chi's
- 1800 Ultimate Margarita
- Kahlua Ready-To-Drink
- TGI Friday's
- Skinnygirl
- Bacardi Party
- Club Cocktails, The
- Captain Morgan Long Island Iced Tea
- Twisted Shotz
- Salvador's
- Barton Long Island Iced Tea
- Malibu Rum Cans
- Margaritaville Ready-To-Drink
- Montebello Original Long Island Iced Tea Cocktails
- Bacardi Classic Cocktails
- Desert Island Tea
- Beam Cocktails
- Malibu Cocktails
- Ice Box
- McCormick Long Island Iced Tea
- Vitafrute
- Seagram's Gin & Juice
- Buzzballz
- UV Lemonade
- Mr. Boston Prepared Cocktail
- Tarantula Azul
- Paramount LI Ice Tea
- Sauza Ready to Drink Margaritas
- Smirnoff Cocktails
- Burnett's Cocktails (Cosmo, Mojito, Margarita)
- Calle Azul
- Captain Morgan Tropical Mojito Citrus

- Captain Morgan Tropical Mojito Mango
- Diageo Prepared Cocktail Portfolio(Seagram, Dickel, Morgan & Cola, Smirnoff Lemon Lime)
- Firefly
- New Mix
- Rio Grande Margarita
- Southern Comfort Prep Cocktail
- Bacardi
- Captain Morgan
- Malibu
- Admiral Nelson
- Cruzan
- Sailor Jerry
- Castillo
- Captain Morgan's Parrot Bay
- Kraken, The
- Calico Jack Flavored Rums
- Ronrico
- Don Q
- Myers's
- Barton Rum
- Appleton
- Aristocrat Rum
- Mount Gay Rum
- RonDiaz
- Jacquin's
- Monarch Rum
- Leblon
- Shellback
- Ypioca/Toucano
- Agua Luca
- Sagatiba
- Cabana Cachaca
- Cachaca 51
- Pitu
- Dewar's
- Johnnie Walker Black Label
- Johnnie Walker Red Label
- Buchanan's
- Clan MacGregor
- Glenlivet, The
- Chivas Regal
- Macallan, The
- J & B
- Glenfiddich
- Famous Grouse, The
- Old Smuggler
- Grant's
- Inver House
- Scoresby
- Balvenie, The
- Lauder's
- Glenmorangie
- Cutty Sark
- House of Stuart
- Laphroaig
- Ballantine's
- Lagavulin
- McClelland's
- Oban
- Highland Mist
- Speyburn
- Grand Macnish
- Aberlour
- Highland Park
- Dalwhinnie
- Bowmore
- Passport
- Crawford's
- Talisker
- Jack Daniel's
- Jim Beam
- Evan Williams
- Maker's Mark
- Wild Turkey
- Small Batch Bourbon (s)
- Bulleit Bourbon
- Woodford Reserve
- Early Times
- Ten High
- Gentleman Jack
- Old Crow
- Heaven Hill Bourbon
- Ezra Brooks
- Ancient Age/AAA
- Bulleit Rye
- Kentucky Tavern
- George Dickel
- Old Grand-Dad
- Old Overholt
- Templeton Rye
- Midnight Moon
- Old Charter
- TINCUP
- Angels Envy
- Stranahan's Colorado
- Georgia Moon
- Rittenhouse Straight
- Hirsch Selection
- Wild Turkey Straight Rye Whiskey
- Sazerac Rye
- Masterson's
- Mellow Corn
- (ri)1
- Original Moonshine, The
- Catdaddy
- XXX SHINE Whiskey
- Jose Cuervo
- Patron
- Sauza
- 1800
- Juarez
- Montezuma Tequila
- Familia Camarena
- el Jimador
- Don Julio
- Margaritaville Tequila
- House of Cazadores
- Espolon Tequila
- Milagro
- Olmeca Altos
- Lunazul
- Pepe Lopez
- Herradura
- Tortilla Tequila
- Zarco
- Tequila Avion
- Azul

- La Prima
- Corralejo
- Rio Grande
- Pancho Villa Tequila
- Agavales
- Two Fingers
- Torada
- Gran Centenario
- Cabo Wabo
- El Charro
- Arandas Tequila
- Tequila Corazon de Agave
- El Toro
- Monte Alban
- Rosita
- Roca Patron
- Azteca
- Tarantula Azul Tequila & Citrus
- Matador
- Smirnoff

- Tito's Handmade Vodka
- Svedka
- Absolut
- New Amsterdam Vodka
- Grey Goose
- Skyy
- Pinnacle Vodka
- Burnett's Vodka
- Ketel One Vodka
- Stolichnaya
- Ciroc
- McCormick Vodka
- Barton Vodka
- Seagram's Vodka
- Platinum 7X
- Popov Vodka
- UV Vodka
- Three Olives
- Aristocrat Vodka
- Sobieski

- Fleischmann's Royal Vodka
- Kamchatka
- Gordon's Vodka
- Skol Vodka
- Nikolai
- Crown Russe Vodka
- Taaka Vodka
- Mr. Boston Vodka
- Georgi
- Belvedere Vodka
- Heaven Hill Vodka
- Crystal Palace Vodka
- Phillips Vodka
- Wolfschmidt
- Jacquin's Vodka Royale
- Gilbey's Vodka
- Potter's Vodka
- Fris Vodka
- Vladimir
- Finlandia




# BMC's U.S. SPIRITS, WINE AND BEER GUIDES 2019

**BEVERAGE  
MARKETING  
CORPORATION**

# BMC's U.S. Beer Guide 2019

July 2019

---



RESEARCH • DATA • CONSULTING

**NOTE:** The information contained in this report is confidential and solely intended for the benefit of the immediate recipient hereof.

---

Copyright © 2019 Beverage Marketing Corporation of New York, 850 Third Avenue, New York, New York 10022, (212) 688-7640. All rights reserved. Reproductions in any form prohibited by law.



# Contents

## Table of Contents

---

---

**BMC's U.S. Beer Guide 2019**  
**TABLE OF CONTENTS**

---

TABLE OF CONTENTS -----	3
-------------------------	---

---

## Section

---

<b>Beer Category Trends</b> -----	<b>3</b>
Beer Headlines -----	4
U.S. Beer Market Millions of 31-Gallon Barrels 2012 - 2019-----	5
U.S. Beer Market Millions of Retail Dollars 2012 - 2018 -----	6
U.S. Beer Market Millions of Wholesale Dollars 2012 - 2018 -----	7
Number of Breweries 2011 - 2018 -----	8
Volume by Brewery Type 2011 - 2018-----	9
Quarterly Seasonality by Category 2018 -----	10
Quarterly Seasonality by Category 2009 - 2018 -----	11
 <b>Beer by Region</b> -----	 <b>12</b>
U.S. Beer Market Share of Volume by Region 2012 vs. 2018 -----	13
U.S. Imported Beer Market Share of Volume by Region 2012 vs. 2018 -----	14
U.S. Specialty Beer Market Share of Volume by Region 2012 vs. 2018 -----	15
U.S. East Central Beer Market Share of Volume by State 2012 vs. 2018-----	16
U.S. South Beer Market Share of Volume by State 2012 vs. 2018-----	17
U.S. Pacific Beer Market Share of Volume by State 2012 vs. 2018 -----	18
U.S. Southwest Beer Market Share of Volume by State 2012 vs. 2018 -----	19
U.S. West Central Beer Market Share of Volume by State 2012 vs. 2018-----	20
U.S. Northeast Beer Market Share of Volume by State 2012 vs. 2018 -----	21
U.S. West Beer Market Share of Volume by State 2012 vs. 2018 -----	22
U.S. Beer Market Leading Beer Consuming States 2012 vs. 2018 -----	23
 <b>Beer Categories</b> -----	 <b>24</b>
Volume Share by Category 2012 - 2023 -----	25
 <b>Economics/Imports/Exports</b> -----	 <b>26</b>
Economics -----	27
• Beverage Alcohol Volume Share by Category 2012 vs. 2018 -----	27
• Federal Beverage Alcohol Tax Collections Share of Dollars by Category 2017 - 2018	28
• Employees by Sector 2002 - 2018 -----	29
Imports -----	30
• U.S. Imported Beer Market Millions of Gallons 1989 - 2018-----	30
• U.S. Imported Beer Market Millions of Dollars 1989 - 2018 -----	31
• U.S. Imported Beer Dollar Value by Container Type 2012 vs. 2018-----	32
• Share of Volume by Source 2012 - 2018 -----	33
• Dutch Beer Imports Volume and Share 2007 - 2018-----	34

---

**BMC's U.S. Beer Guide 2019**  
**TABLE OF CONTENTS**

---

**Section**

---

**Economics/Imports/Exports (cont'd)**

Imports (cont'd)	
• Canadian Beer Imports Volume and Share 2008 - 2018 -----	35
• Irish and U.K. Beer Imports Volume 2012 - 2018 -----	36
Exports-----	37
• Share of U.S. Beer Exports by Country 2012 vs. 2018-----	37

**Beer Suppliers/Brands----- 38**

Beer Suppliers -----	39
• Leading Beer Suppliers 2012 vs. 2018 -----	39
• Millions of Barrels by Supplier 2012 - 2018-----	40
• Leading Craft Brewers 2012 vs. 2018 -----	41
Beer Brands -----	42
• Millions of Barrels by Brand 2016 - 2018 -----	42

**Packaged & Draft Beer----- 43**

Total Market Millions of Barrels 2007 - 2018 -----	44
Share of Packaged Beer Volume by Container Type 2008 vs. 2018-----	45
Packaged Beer Volume Share by Region 2012 vs. 2018-----	46
Draft Beer Volume Share by Region 2012 vs. 2018-----	47
Packaged and Draft Beer Market Shares 2018 -----	48
Imported Beer Millions of Barrels 2007 - 2018 -----	49
Draft's Share of the Imported Beer Market 1976 - 2018 -----	50
Share of Imported Beer by Container Type 2012-2018-----	51
Specialty Beer Millions of Barrels 2011 - 2018 -----	52
Packaged and Draft Shares in Specialty Segments 2018 -----	53

**Beer Pricing----- 54**

Consumer Price Indexes for Beer/Ale and All Items 1992-2018 -----	55
Producer Price Indexes for Malt Beverages, Malt Liquor and All Commodities 1992-2018---	56
Producer Price Indexes for Canned Beer, Bottled Beer, Kegs/Barrels, All Malt Beverages and All Commodities 2008-2018 -----	57

**Beer Distribution----- 58**

U.S. Beer Market Share of Volume by Channel 2012 vs. 2018 -----	59
Beer Distribution Share by Sales Channel 2012 - 2018-----	60

---

**BMC's U.S. Beer Guide 2019**  
**TABLE OF CONTENTS**

---

**Section**

---

<b>Advertising/Demographics</b> .....	<b>61</b>
Advertising.....	62
• U.S. Beer Advertising Millions of Dollars 1989 – 2018 .....	62
• U.S. Beer Advertising Dollar Share by Category 2012 vs. 2018 .....	63
• Advertising Expenditures by Brand 2016 - 2018 .....	64
• Advertising Expenditures by Supplier 2016 - 2018 .....	65
• U.S. Beer Advertising Dollar Share by Medium 2012 vs. 2018 .....	66
Demographics .....	67
• Demographics of the Beer Consumer .....	67
• Demographics of the Budweiser Consumer .....	68
• Demographics of the Bud Light Consumer .....	69
• Demographics of the Miller Lite Consumer .....	70
• Demographics of the Natural Light Consumer .....	71
• Demographics of the Corona Extra Consumer .....	72
• Demographics of the Corona Light Consumer .....	73
• Demographics of the Heineken Consumer .....	74
• Demographics of the Microbrew Consumer .....	75
• Demographics of the Samuel Adams Consumer .....	76
<b>Projections</b> .....	<b>77</b>
U.S. Beer Market Millions of Barrels 2018– 2023.....	78
The Projected U.S. Beer Market Volume and Growth by Category 2018 - 2023 .....	79
The U.S. Beer Market Share by Segment 2018 vs. 2023 .....	80
<b>Beverage Marketing Corporation</b> .....	<b>81</b>

---

**BMC's U.S. Beer Guide 2019**  
**TABLE OF CONTENTS**

---

**Appendix of Exhibits**

---

**1. The U.S. Beer Market Overview**

- 1.1 U.S. Beer Market Volume by Category 1965-2023
- 1.2 U.S. Beer Market Change in Volume by Category 1976-2023
- 1.3 U.S. Beer Market Per Capita LDA Consumption 1965-2023
- 1.4 U.S. Specialty Beer Market Volume by Segment 2011-2018
- 1.5 U.S. Specialty Beer Market Share of Volume by Segment 2011-2018
- 1.6 U.S. Specialty Beer Market Change in Volume by Segment 2012-2018
- 1.7 U.S. Beer Market Domestic and Imported Volume, Share and Growth 1988-2023
- 1.8 U.S. Beer Market Wholesale and Retail Dollar Sales 2005-2023
- 1.9 U.S. Specialty Beer Market Number of Breweries 2011-2018
- 1.10 Beer Seasonality Quarterly Volume Shares by Category 2018
- 1.11 Beer Seasonality Quarterly Volume Shares 2005-2018

**2. The U.S. Beer Market by Region**

- 2.1 U.S. Beer Market Volume by Region 2012-2023
- 2.2 U.S. Beer Market Share of Volume by Region 2012-2023
- 2.3 U.S. Beer Market Change in Volume by Region 2013-2023
- 2.4 U.S. Beer Market Per Capita LDA Consumption by Region 2012-2023
- 2.5 U.S. Imported Beer Market Volume by Region 2012-2023
- 2.6 U.S. Imported Beer Market Share of Volume by Region 2012-2023
- 2.7 U.S. Imported Beer Market Change in Volume by Region 2013-2023
- 2.8 U.S. Imported Beer Market Per Capita LDA Consumption by Region 2012-2023
- 2.9 U.S. Specialty Beer Market Volume by Region 2012-2023
- 2.10 U.S. Specialty Beer Market Share of Volume by Region 2012-2023
- 2.11 U.S. Specialty Beer Market Change in Volume by Region 2013-2023
- 2.12 East Central Beer Market Volume by State 2012-2018
- 2.13 Southern Beer Market Volume by State 2012-2018
- 2.14 Pacific Beer Market Volume by State 2012-2018
- 2.15 Southwestern Beer Market Volume by State 2012-2018
- 2.16 West Central Beer Market Volume by State 2012-2018
- 2.17 Northeast Beer Market Volume by State 2012-2018
- 2.18 Western Beer Market Volume by State 2012-2018
- 2.19 The Leading Beer Consumption States Volume 2012-2018
- 2.20 The Leading Beer Consumption States Share of Volume by State 2012-2018
- 2.21 The Leading Beer Consumption States Change in Volume by State 2013-2018
- 2.22 The Leading Beer Consumption States Per Capita Consumption 2012-2018

**3. The U.S. Beer Market Volume by Category**

- 3.1 U.S. Beer Market Volume by Category 2012-2023
- 3.2 U.S. Beer Market Share of Volume by Category 2012-2023
- 3.3 U.S. Beer Market Change in Volume by Category 2013-2023

---

**BMC's U.S. Beer Guide 2019**  
**TABLE OF CONTENTS**

---

**Appendix of Exhibits**

---

**3. The U.S. Beer Market Volume by Category (cont'd)**

- 3.4 U.S. Light Beer Market Volume by Brand 2012-2018
- 3.5 U.S. Light Beer Market Share of Volume by Brand 2012-2018
- 3.6 U.S. Light Beer Market Change in Volume by Brand 2013-2018
- 3.7 U.S. Premium Beer Market Volume by Brand 2012-2018
- 3.8 U.S. Premium Beer Market Share of Volume by Brand 2012-2018
- 3.9 U.S. Premium Beer Market Change in Volume by Brand 2013-2018
- 3.10 U.S. Imported Beer Market Volume by Brand 2012-2018
- 3.11 U.S. Imported Beer Market Share of Volume by Brand 2012-2018
- 3.12 U.S. Imported Beer Market Change in Volume by Brand 2013-2018
- 3.13 U.S. Value Beer Market Volume by Brand 2012-2018
- 3.14 U.S. Value Beer Market Share of Volume by Brand 2012-2018
- 3.15 U.S. Value Beer Market Change in Volume by Brand 2013-2018
- 3.16 U.S. Superpremium Beer Market Volume by Brand 2012-2018
- 3.17 U.S. Superpremium Beer Market Share of Volume by Brand 2012-2018
- 3.18 U.S. Superpremium Beer Market Change in Volume by Brand 2013-2018
- 3.19 U.S. FMB Market Volume by Brand 2012-2018
- 3.20 U.S. FMB Market Share of Volume by Brand 2012-2018
- 3.21 U.S. FMB Market Change in Volume by Brand 2013-2018
- 3.22 U.S. Malt Liquor Market Volume by Brand 2012-2018
- 3.23 U.S. Malt Liquor Market Share of Volume by Brand 2012-2018
- 3.24 U.S. Malt Liquor Market Change in Volume by Brand 2013-2018
- 3.25 U.S. Ice Beer Market Volume by Brand 2012-2018
- 3.26 U.S. Ice Beer Market Share of Volume by Brand 2012-2018
- 3.27 U.S. Ice Beer Market Change in Volume by Brand 2013-2018
- 3.28 U.S. Craft Beer Market Volume by Brand 2012-2018
- 3.29 U.S. Craft Beer Market Share of Volume by Brand 2012-2018
- 3.30 U.S. Craft Beer Market Change in Volume by Brand 2013-2018
- 3.31 U.S. Cider Market Volume by Brand 2012-2018
- 3.32 U.S. Cider Market Share of Volume by Brand 2012-2018
- 3.33 U.S. Cider Market Change in Volume by Brand 2013-2018
- 3.34 U.S. Non-Alcohol Beer Market Volume by Brand 2012-2018
- 3.35 U.S. Non-Alcohol Beer Market Share of Volume by Brand 2012-2018
- 3.36 U.S. Non-Alcohol Beer Market Change in Volume by Brand 2013-2018
- 3.37 U.S. Beer Market Price Categories Comparative Volumes 2012-2018
- 3.38 U.S. Beer Market Price Categories Comparative Volume Shares 2012-2018
- 3.39 U.S. Beer Market Price Categories Comparative Volume Growth 2013-2018

---

**BMC's U.S. Beer Guide 2019**  
**TABLE OF CONTENTS**

---

**Appendix of Exhibits**

---

**4. The U.S. Beer Market Imports/Exports**

- 4.1 U.S. Beer Exports Market Volume by Country 2012-2018
- 4.2 U.S. Beer Exports Market Share of Volume by Country 2012-2018
- 4.3 U.S. Beer Exports Market Change in Volume by Country 2013-2018
- 4.4 U.S. Imported Beer Market Total Volume and Value 1965-2018
- 4.5 U.S. Imported Beer Market Dollar Value by Country 2012-2018
- 4.6 U.S. Imported Beer Market Share of Dollar Value by Country 2012-2018
- 4.7 U.S. Imported Beer Market Change in Dollar Value by Country 2013-2018
- 4.8 U.S. Imported Beer Market Volume by Country 2012-2018
- 4.9 U.S. Imported Beer Market Share of Volume by Country 2012-2018
- 4.10 U.S. Imported Beer Market Change in Volume by Country 2013-2018

**5. The U.S. Beer Market Companies & Brands**

- 5.1 Leading Beer Companies Volume 2012-2018
- 5.2 Leading Beer Companies Share of Volume 2012-2018
- 5.3 Leading Beer Companies Change in Volume 2013-2018
- 5.4 Leading U.S. Craft Brewers Volume 2012-2018
- 5.5 Leading U.S. Craft Brewers Share of Volume 2012-2018
- 5.6 Leading U.S. Craft Brewers Change in Volume 2013-2018
- 5.7 Leading U.S. Microbrewers Volume 2012-2018
- 5.8 Leading U.S. Microbrewers Share of Volume 2012-2018
- 5.9 Leading U.S. Microbrewers Change in Volume 2013-2018
- 5.10 Leading U.S. Brewpubs Volume 2012-2018
- 5.11 Leading U.S. Brewpubs Share of Volume 2012-2018
- 5.12 Leading U.S. Brewpubs Change in Volume 2013-2018
- 5.13 Anheuser-Busch Inbev Volume by Brand 2012-2018
- 5.14 Anheuser-Busch Inbev Share of Volume by Brand 2012-2018
- 5.15 Anheuser-Busch Inbev Change in Volume by Brand 2013-2018
- 5.16 MillerCoors Volume by Brand 2012-2018
- 5.17 MillerCoors Share of Volume by Brand 2012-2018
- 5.18 MillerCoors Change in Volume by Brand 2013-2018
- 5.19 Constellation Brands Beer Division Volume by Brand 2012-2018
- 5.20 Constellation Brands Beer Division Share of Volume by Brand 2012-2018
- 5.21 Constellation Brands Beer Division Change in Volume by Brand 2013-2018
- 5.22 Heineken USA Volume by Brand 2012-2018
- 5.23 Heineken USA Share of Volume by Brand 2012-2018
- 5.24 Heineken USA Change in Volume by Brand 2013-2018
- 5.25 Diageo Beer Company USA Volume by Brand 2012-2018
- 5.26 Diageo Beer Company USA Share of Volume by Brand 2012-2018

---

**BMC's U.S. Beer Guide 2019**  
**TABLE OF CONTENTS**

---

**Appendix of Exhibits**

---

**5. The U.S. Beer Market Companies & Brands (cont'd)**

- 5.27 Diageo Beer Company USA Change in Volume by Brand 2013-2018
- 5.28 The Top 15 Beer Brands Volume 2012-2018
- 5.29 The Top 15 Beer Brands Share of Volume 2012-2018
- 5.30 The Top 15 Beer Brands Change in Volume 2013-2018

**6. The U.S. Beer Market Packaged & Draft**

- 6.1 U.S. Beer Market Packaged and Draft Volume and Share 1975-2023
- 6.2 U.S. Beer Market Change in Packaged and Draft Volume 1980-2023
- 6.3 U.S. Beer Market Packaged Volume and Share by Container Type 1982-2023
- 6.4 U.S. Beer Market Change in Packaged Volume by Container Type 1983-2023
- 6.5 Regional Beer Markets Packaged and Draft Volume 2012-2023
- 6.6 The Leading States in Packaged Beer Volume 2012-2018
- 6.7 The Leading States in Draft Beer Volume 2012-2018
- 6.8 Imported Beer Market Packaged and Draft Volume and Share 1972-2023
- 6.9 Imported Beer Market Change in Packaged and Draft Volume 1973-2023
- 6.10 U.S. Imported Packaged Beer Market Volume by Container Type 2013-2023
- 6.11 U.S. Imported Packaged Beer Market Share of Volume by Container Type 2013-2023
- 6.12 U.S. Imported Packaged Beer Market Change in Volume by Container Type 2014-2023
- 6.13 U.S. Imported Packaged Beer Market Dollar Value by Container Type 2013-2023
- 6.14 U.S. Imported Packaged Beer Market Share of Dollar Value by Container Type 2013-2023
- 6.15 U.S. Imported Packaged Beer Market Change in Dollar Value by Container Type 2014-2023
- 6.16 U.S. Specialty Beer Market Estimated Package and Draft Volume 2013-2018
- 6.17 U.S. Specialty Beer Market Share of Estimated Package and Draft Volume 2013-2018
- 6.18 U.S. Specialty Beer Market Change in Estimated Package and Draft Volume 2014-2018

**7. The U.S. Beer Market Pricing**

- 7.1 Consumer Price Indexes Beer and Ale vs. All Items Growth 1975-2018
- 7.2 Producer Price Indexes Malt Beverages vs. All Items Growth 1990-2018
- 7.3 Producer Price Index Malt Beverages vs. All Commodities Growth by Package Types 1991-2018

**8. The U.S. Beer Market Distribution**

- 8.1 U.S. Beer Market Estimated Volume by Channel 2012-2023
- 8.2 U.S. Beer Market Estimated Share of Volume by Channel 2012-2023
- 8.3 U.S. Beer Market Estimated Change in Volume by Channel 2013-2023



---

**BMC's U.S. Beer Guide 2019**  
**TABLE OF CONTENTS**

---

**Appendix of Exhibits**

---

**9. The U.S. Beer Market Advertising**

- 9.1 Domestic and Imported Beer Market Advertising Expenditures 1981-2018
- 9.2 U.S. Beer Market Advertising Expenditures by Category 2012-2018
- 9.3 U.S. Beer Market Share of Advertising Expenditures by Category 2012-2018
- 9.4 U.S. Beer Market Change in Advertising Expenditures by Category 2013-2018
- 9.5 Leading Beer Companies Advertising Expenditures by Company 2012-2018
- 9.6 Leading Beer Companies Share of Advertising Expenditures by Company 2012-2018
- 9.7 Leading Beer Companies Change in Advertising Expenditures by Company 2013-2018
- 9.8 Leading Beer Companies Advertising Dollars Per Barrel 2012-2018
- 9.9 Leading Beer Brands Advertising Expenditures by Brand 2012-2018
- 9.10 Leading Beer Brands Share of Advertising Expenditures by Brand 2012-2018
- 9.11 Leading Beer Brands Change in Advertising Expenditures by Brand 2013-2018
- 9.12 Leading Beer Brands Advertising Dollars Per Barrel 2012-2018
- 9.13 Domestic and Imported Beer Market Advertising Expenditures by Media 2012-2018
- 9.14 Domestic and Imported Beer Market Share of Advertising Expenditures by Media 2012-2018
- 9.15 Domestic and Imported Beer Market Change in Advertising Expenditures by Media 2013-2018

**10. The U.S. Beer Market Demographics**

- 10.1 Demographics of The Beer Consumer 2018
- 10.2 Demographics of The Budweiser Consumer 2018
- 10.3 Demographics of The Miller Lite Consumer 2018
- 10.4 Demographics of The Bud Light Consumer 2018
- 10.5 Demographics of The Corona Extra Consumer 2018
- 10.6 Demographics of The Corona Light Consumer 2018
- 10.7 Demographics of The Heineken Consumer 2018
- 10.8 Demographics of The Microbrew Consumer 2018
- 10.9 Demographics of The Samuel Adams Consumer 2018
- 10.10 Demographics of The Natural Light Consumer 2018

**11. The U.S. Beer Market Projections**

- 11.1 The Projected U.S. Beer Market Volume 1965-2023
- 11.2 The Projected U.S. Beer Market Change in Volume 1976-2023
- 11.3 The Projected U.S. Beer Market Per Capita LDA Consumption 1965-2023
- 11.4 The Projected U.S. Beer Market Volume and Growth by Category 2018-2023
- 11.5 The Projected U.S. Beer Market Share of Volume by Category 2018-2023
- 11.6 The Projected High-End U.S. Beer Market Volume and Growth by Category 2018-2023
- 11.7 The Projected High-End U.S. Beer Market Share of Volume by Category 2018-2023

---

**BMC's U.S. Beer Guide 2019**  
**TABLE OF CONTENTS**

---

**Appendix of Exhibits**

---

**11. The U.S. Beer Market Projections (cont'd)**

- 11.8 The Projected U.S. Packaged and Draft Beer Markets Volume and Growth by Category 2018-2023
- 11.9 The Projected U.S. Packaged and Draft Beer Markets Share of Volume by Category 2018-2023
- 11.10The Projected U.S. Craft Beer Market Volume 1990-2023
- 11.11The Projected U.S. Craft Beer Market Change in Volume 1991-2023
- 11.12The Projected U.S. Craft Beer Market Per Capita LDA Consumption 1990-2023
- 11.13The U.S. Craft Beer Market Compound Annual Growth 1995-2018

**U.S. BEER MARKET**  
**CHANGE IN VOLUME BY CATEGORY**  
**2013 – 2023(P)**

<b>Categories</b>	<b>2012/13</b>	<b>2013/14</b>	<b>2014/15</b>	<b>2015/16</b>	<b>2016/17</b>	<b>2017/18</b>	<b>5-Year CAGR 2018/23(P)</b>
Cider	%	%	%	%	%	%	%
Craft	%	%	%	%	%	%	%
Flavored Malt Beverages	%	%	%	%	%	%	%
Ice	%	%	%	%	%	%	%
Import	%	%	%	%	%	%	%
Light	%	%	%	%	%	%	%
Malt Liquor	%	%	%	%	%	%	%
Non-Alcohol	%	%	%	%	%	%	%
Premium	%	%	%	%	%	%	%
Superpremium	%	%	%	%	%	%	%
Value	%	%	%	%	%	%	%
<b>TOTAL*</b>	<b>%</b>	<b>%</b>	<b>%</b>	<b>%</b>	<b>%</b>	<b>%</b>	<b>%</b>

(P) Projected; CAGR: Compound annual growth rate

\* Excludes exports and cider

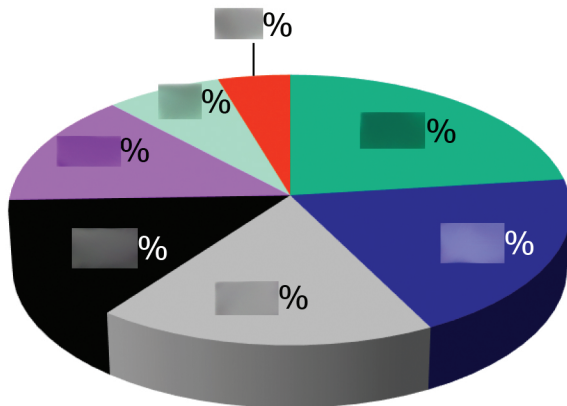
Source: Beverage Marketing Corporation

From 2012 to 2018, shares of volume by region didn't change for any region by more than percentage points, resulting in regional rankings remaining the same

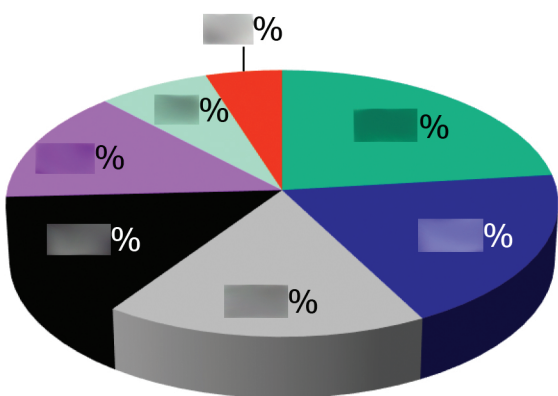
U.S. Beer Market  
Share of Volume by Region

2012

2018



- South
- Northeast
- East Central
- Pacific
- Southwest
- West Central
- West



- South
- Northeast
- East Central
- Pacific
- Southwest
- West Central
- West

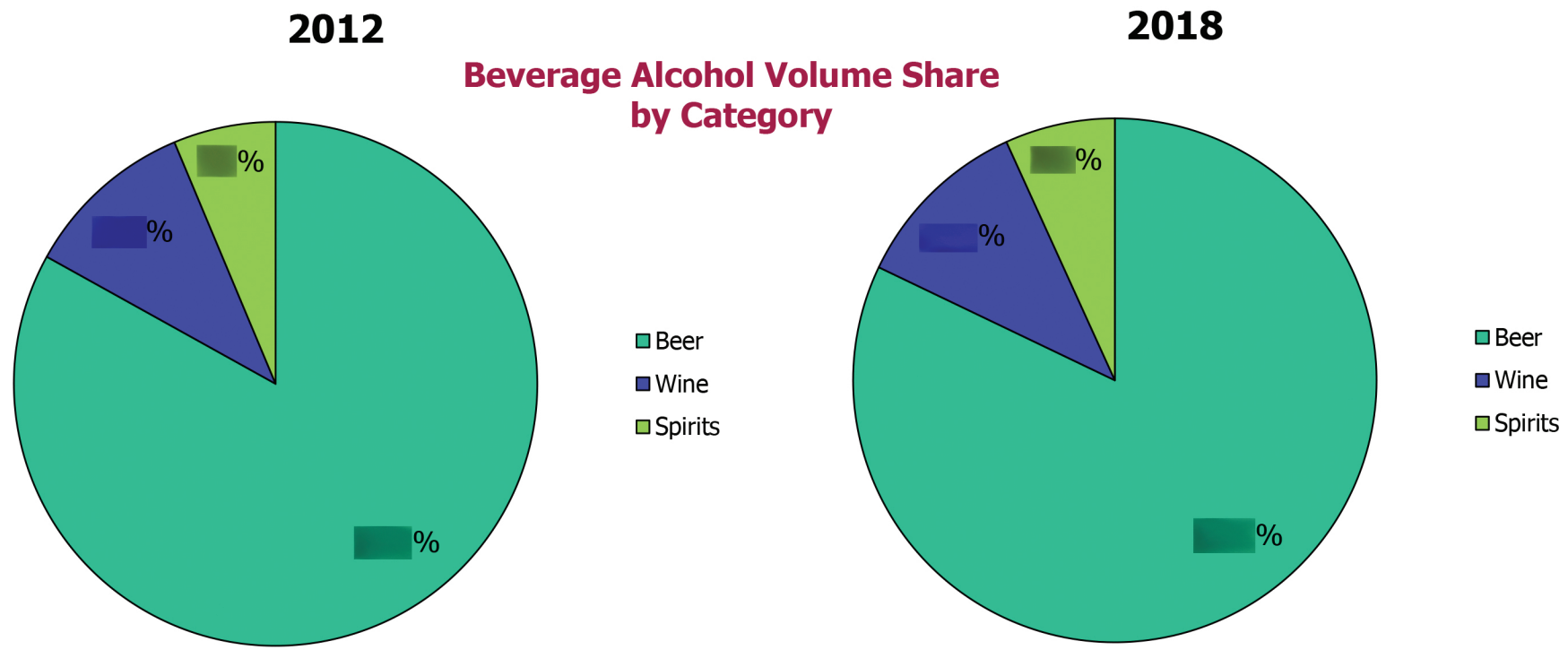
million  
beer barrels

million  
beer barrels

Source: Beverage Marketing Corporation



With respect to overall beverage alcohol volume, wine and spirits both gained █ share points, at the expense of the beer category



Source: Beverage Marketing Corporation



# BMC's U.S. Wine Guide 2019

June 2019

---



RESEARCH • DATA • CONSULTING

**NOTE:** The information contained in this report is confidential and solely intended for the benefit of the immediate recipient hereof.

---

Copyright © 2019 Beverage Marketing Corporation of New York, 850 Third Avenue, New York, New York 10022, (212) 688-7640. All rights reserved. Reproductions in any form prohibited by law.

# Contents

## Table of Contents

---

---

**BMC's U.S. Wine Guide 2019**  
**TABLE OF CONTENTS**

---

TABLE OF CONTENTS .....	2
-------------------------	---

---

## Section

---

<b>Wine Category Trends .....</b>	<b>3</b>
Wine Headlines .....	4
U.S. Wine Market Millions of 9-Liter Cases 2012 – 2019 .....	5
Wine Market Share by Category .....	6
Share of Volume by Segment 2012 – 2019 .....	7
U.S. Wine Market Millions of Retail Dollars 2012 - 2018 .....	8
Off-Premise Gains Wine Volume Share .....	9
2018 State Legal Drinking-Age Adult Consumption .....	10
2018 Wine Consumption by State .....	11
Top Ten Wine Brands .....	12
Fastest Growing Wine Brands .....	13
Leading Wine Suppliers .....	14
<b>Table Wine .....</b>	<b>15</b>
Table Wine Thousands of 9-Liter Cases 2012 – 2019 .....	16
Table Wine Thousands of Retail Dollars 2012 – 2018 .....	17
Domestic Table Wine Volume Share by Varietal 2012 vs. 2018 .....	18
Imported Table Wine Volume Share by Origin 2012 vs. 2018 .....	19
French Table Wine Volume Share by Type 2012 vs. 2018 .....	20
German Table Wine Volume Share by Type 2012 vs. 2018 .....	21
Italian Table Wine Volume Share by Type 2012 vs. 2018 .....	22
Australian Table Wine Volume Share by Type 2012 vs. 2018 .....	23
Argentine Table Wine Volume Share by Type 2012 vs. 2018 .....	24
Chilean Table Wine Volume Share by Type 2012 vs. 2018 .....	25
Top Ten Leading Domestic Table Wines 2016 – 2018 .....	26
Top Ten Leading Imported Table Wines 2016 – 2018 .....	27
Top Ten Leading Specialty Wines 2016 – 2018 .....	28
Leading Table Wine Suppliers Volume Share 2012 vs. 2018 .....	29
Table Wine Volume Share by Price Tier 2012 – 2018 .....	30
<b>Sparkling Wine .....</b>	<b>31</b>
Sparkling Wine Thousands of 9-Liter Cases 2012 – 2019 .....	32
Sparkling Wine Thousands of Retail Dollars 2012 – 2018 .....	33
Sparkling Wine Volume Share by Origin 2012 vs. 2018 .....	34
Top Ten Leading Domestic Sparkling Wines 2016 – 2018 .....	35
Top Ten Leading Imported Sparkling Wines 2016 – 2018 .....	36
Leading Sparkling Wine Suppliers Share 2012 vs. 2018 .....	37
Sparkling Wine Volume Share by Price Tier 2012 – 2018 .....	38



---

**BMC's U.S. Wine Guide 2019**  
**TABLE OF CONTENTS**

---

**Section**

---

<b>Fortified Wine -----</b>	<b>39</b>
Fortified Wine Thousands of 9-Liter Cases 2012 – 2019 -----	40
Fortified Wine Thousands of Retail Dollars 2012 – 2018 -----	41
Fortified Wine Volume Share by Type 2012 vs. 2018 -----	42
Imported Fortified Wine Volume Share by Origin 2012 vs. 2018 -----	43
Top Ten Leading Domestic Fortified Wines 2016 – 2018 -----	44
Top Ten Leading Imported Fortified Wines 2016 – 2018 -----	45
Leading Fortified Wine Suppliers Share 2012 vs. 2018 -----	46
Fortified Wine Volume Share by Price Tier 2012 – 2018 -----	47
 <b>Vermouth -----</b>	 <b>48</b>
Vermouth Thousands of 9-Liter Cases 2012 – 2019 -----	49
Vermouth Thousands of Retail Dollars 2012 – 2018 -----	50
Vermouth Volume Share by Type 2012 vs. 2018 -----	51
Imported Vermouth Volume Share by Origin 2012 – 2018 -----	52
Leading Domestic Vermouth 2016 – 2018 -----	53
Leading Imported Vermouth 2016 – 2018 -----	54
Leading Vermouth Suppliers Share 2012 vs. 2018 -----	55
Vermouth Volume Share by Price Tier 2012 – 2018 -----	56
 <b>Economics/Imports/Exports -----</b>	 <b>57</b>
Economics	
Beverage Alcohol Share By Category 2012 – 2018 -----	58
Beverage Alcohol Tax Collections Share of Dollars by Category 2017 vs. 2018 -----	59
Employees by Sector 2002 – 2018 -----	60
Imports	
U.S. Imported Wine Market 1989 – 2018 -----	61
U.S. Imported Wine Market Volume Share by Category 2012 – 2018 -----	62
U.S. Imported Wine Market Dollar Share by Category 2012 – 2018 -----	63
Exports	
U.S. Exported Wine Market Volume Share by Category 2012 – 2018 -----	64
 <b>Advertising/Demographics -----</b>	 <b>65</b>
Advertising	
U.S. Wine Advertising 1989 – 2018 -----	66
U.S. Wine Advertising Dollar Share by Category 2012 vs. 2018 -----	67
Advertising Expenditures by Brand 2016 – 2018 -----	68
Advertising Expenditures by Supplier 2016 – 2018 -----	69
U.S. Wine Advertising Dollar Share by Medium 2012 vs. 2018 -----	70

---

**BMC's U.S. Wine Guide 2019**  
**TABLE OF CONTENTS**

---

**Section**

---

**Advertising/Demographics (cont'd)**

Demographics

Demographics of Blush or Rosé Consumer -----	71
Demographics of Champagne/Sparkling Wine Consumer -----	72
Demographics of Red Wine Consumer-----	73
Demographics of White Wine Consumer-----	74
Demographics of Barefoot Cellars Consumer-----	75
Demographics of Yellow Tail Consumer-----	76

**Projections----- 77**

U.S. Wine Market Millions of 9-Liter Cases 2018- 2023 -----	78
The Projected U.S. Wine Market Volume and Change by Category 2018 – 2023 -----	79
The U.S. Wine Market Share by Category 2018 vs. 2023 -----	80

**Beverage Marketing Corporation ----- 81**

## Appendix of Exhibits

---

### **1. The U.S. Wine Market Volume by Category**

- 1.1 U.S. Wine Market Volume by Category 2012-2019
- 1.2 U.S. Wine Market Share of Volume by Category 2012-2019
- 1.3 U.S. Wine Market Change In Volume by Category 2013-2019

### **2. The U.S. Wine Market Total Import vs. Domestic**

- 2.1 U.S. Wine Market Domestic and Imported Volume 2012-2019
- 2.2 U.S. Wine Market Share of Domestic and Imported Volume 2012-2019
- 2.3 U.S. Wine Market Change In Domestic and Imported Volume 2013-2019

### **3. The U.S. Wine Market Retail Dollars by Category**

- 3.1 U.S. Wine Market Retail Sales by Category 2012-2018
- 3.2 U.S. Wine Market Share of Retail Sales by Category 2012-2018
- 3.3 U.S. Wine Market Change In Retail Sales by Category 2013-2018
- 3.4 U.S. Wine Market Retail Prices by Category 2012-2018

### **4. The U.S. Wine Market On- and Off-Premise Share**

- 4.1 U.S. Wine Market On-Premise and Off-Premise Volume 2012-2019
- 4.2 U.S. Wine Market Share of On-Premise and Off-Premise Volume 2012-2019
- 4.3 U.S. Wine Market Change in On-Premise and Off-Premise Volume 2013-2019
- 4.4 U.S. Wine Market On-Premise and Off-Premise Retail Sales 2012-2019
- 4.5 U.S. Wine Market Share of On-Premise and Off-Premise Retail Sales 2012-2019
- 4.6 U.S. Wine Market Change in On-Premise and Off-Premise Retail Sales 2013-2019

### **5. The U.S. Wine Market Per Capita Consumption by State**

- 5.1 U.S. Wine Market Per Capita Consumption by State 2012-2018

### **6. The U.S. Wine Market Volume by State**

- 6.1 U.S. Wine Market Volume by State 2012-2018
- 6.2 U.S. Wine Market Share of Volume by State 2012-2018
- 6.3 U.S. Wine Market Change In Volume by State 2013-2018

### **7. The U.S. Wine Market Top 100 Brands by Volume**

- 7.1 U.S. Wine Market Volume by Top 100 Brands 2016-2018
- 7.2 U.S. Wine Market Share of Volume by Top 100 Brands 2016-2018
- 7.3 U.S. Wine Market Change In Volume by Top 100 Brands 2017-2018

### **8. The U.S. Wine Market Fastest-Growing Brands**

- 8.1 U.S. Wine Market Fastest-Growing Brands by Volume 2017-2018

### **9. The U.S. Wine Market Top 30 Suppliers**

- 9.1 U.S. Wine Market Volume by Top 30 Suppliers 2012-2018
- 9.2 U.S. Wine Market Share of Volume by Top 30 Suppliers 2012-2018
- 9.3 U.S. Wine Market Change In Volume by Top 30 Suppliers 2013-2018

## Appendix of Exhibits

---

### **10. The U.S. Wine Market Supplier Portfolios**

- 10.1 3 Badge Beverage Corporation Volume by Brand 2012-2018
- 10.2 Accolade Wine Brands Volume by Brand 2012-2018
- 10.3 Adler Fels Brands Volume by Brand 2012-2018
- 10.4 Aveniu Brands Volume by Brand 2012-2018
- 10.5 Bacardi USA Volume by Brand 2012-2018
- 10.6 Banfi Vintners Volume by Brand 2012-2018
- 10.7 Bogle Vineyards Volume by Brand 2012-2018
- 10.8 Biagio Cru & Estate Wines Volume by Brand 2012-2018
- 10.9 Boisset Family Estates Volume by Brand 2012-2018
- 10.10 Bronco Wine Company Volume by Brand 2012-2018
- 10.11 Brown-Forman Volume by Brand 2012-2018
- 10.12 Bully Hill Vineyards Volume by Brand 2012-2018
- 10.13 Castle Rock Winery Volume by Brand 2012-2018
- 10.14 Carriage House Imports Volume by Brand 2012-2018
- 10.15 CK Mondavi Winery Volume by Brand 2012-2018
- 10.16 CIV USA Volume by Brand 2012-2018
- 10.17 Constellation Wines Volume by Brand 2012-2018
- 10.18 Delicato Family Vineyards Volume by Brand 2012-2018
- 10.19 Deutsch Family Wine & Spirits Volume by Brand 2012-2018
- 10.20 Don & Sons Volume by Brand 2012-2018
- 10.21 Duckhorn Wine Company Volume by Brand 2012-2018
- 10.22 Duplin Winery Volume by Brand 2012-2018
- 10.23 E. & J. Gallo Winery Volume by Brand 2012-2018
- 10.24 Evaton Volume by Brand 2012-2018
- 10.25 Ferrari-Carano Vineyard & Winery Volume by Brand 2012-2018
- 10.26 Fetzer Vineyards Volume by Brand 2012-2018
- 10.27 Foley Family Wines Volume by Brand 2012-2018
- 10.28 Francis Ford Coppola Winery Volume by Brand 2012-2018
- 10.29 Frederick Wildman Volume by Brand 2012-2018
- 10.30 Freixenet USA Volume by Brand 2012-2018
- 10.31 Hahn Family Wines Volume by Brand 2012-2018
- 10.32 Harvest Hill Beverage Volume by Brand 2012-2018
- 10.33 The Hess Collection Volume by Brand 2012-2018
- 10.34 J. Lohr Vineyards & Wine Volume by Brand 2012-2018
- 10.35 Jackson Family Wines Volume by Brand 2012-2018
- 10.36 Kobrand Volume by Brand 2012-2018
- 10.37 Leonard Kreusch Volume by Brand 2012-2018
- 10.38 Luxco Spirited Brands Volume by Brand 2012-2018

## Appendix of Exhibits

---

### **10. The U.S. Wine Market Supplier Portfolios (cont'd)**

- 10.39 McManis Family Vineyards Volume by Brand 2012-2018
- 10.40 Mendocino Wine Company Volume by Brand 2012-2018
- 10.41 Michael David Winery USA Volume by Brand 2012-2018
- 10.42 Mionetto USA Volume by Brand 2012-2018
- 10.43 Moet Hennessy USA Volume by Brand 2012-2018
- 10.44 Numano Sake Company Volume by Brand 2012-2018
- 10.45 Oliver Winery Volume by Brand 2012-2018
- 10.46 The Other Wine & Spirits Company (Survive Enterprise Corp.) Volume by Brand 2012-2018
- 10.47 Oyster Bay Wines USA Volume by Brand 2012-2018
- 10.48 Ozeki Sake USA Volume by Brand 2012-2018
- 10.49 Palm Bay International Volume by Brand 2012-2018
- 10.50 Pernod Ricard USA Volume by Brand 2012-2018
- 10.51 Prestige Wine Group Volume by Brand 2012-2018
- 10.52 Prestige Wine Imports LLC Volume by Brand 2012-2018
- 10.53 Purple Wine Company Volume by Brand 2012-2018
- 10.54 Quintessential Wines Volume by Brand 2012-2018
- 10.55 Riboli Family Wine Estates Volume by Brand 2012-2018
- 10.56 Rodney Strong Vineyards Volume by Brand 2012-2018
- 10.57 Royal Wine Company Volume by Brand 2012-2018
- 10.58 San Antonio Maddalena Volume by Brand 2012-2018
- 10.59 Schmitt Sohne Volume by Brand 2012-2018
- 10.60 Shaw-Ross International Importers Volume by Brand 2012-2018
- 10.61 Ste. Michelle Wine Estates Volume by Brand 2012-2018
- 10.62 Takara Sake USA Volume by Brand 2012-2018
- 10.63 Terlato Wines International Volume by Brand 2012-2018
- 10.64 Treasury Wine Estates Volume by Brands 2012-2018
- 10.65 Trinchero Family Estates Volume by Brand 2012-2018
- 10.66 V2 Wine Group Volume by Brand 2012-2018
- 10.67 Vineyard Brands Volume by Brand 2012-2018
- 10.68 Vintage Point Volume by Brand 2012-2018
- 10.69 Vintage Wine Estates Volume by Brand 2012-2018
- 10.70 Wagner Family of Wine Volume by Brand 2012-2018
- 10.71 Walmart Volume by Brand 2012-2018
- 10.72 Wente Family Estates Volume by Brand 2012-2018
- 10.73 Winebow Volume by Brand 2012-2018
- 10.74 The Wine Group Volume by Brand 2012-2018
- 10.75 Winesellers, Ltd. Volume by Brand 2012-2018
- 10.76 Zonin USA Volume by Brand 2012-2018

## Appendix of Exhibits

---

### **11. The U.S. Wine Market Category Volume and Dollars**

- 11.1 U.S. Table Wine Market Domestic and Imported Volume 2012-2018
- 11.2 U.S. Table Wine Market Share of Domestic and Imported Volume 2012-2018
- 11.3 U.S. Table Wine Market Change in Domestic and Imported Volume 2013-2018
- 11.4 U.S. Table Wine Market Domestic and Imported Retail Sales 2012-2018
- 11.5 U.S. Table Wine Market Share of Domestic and Imported Retail Sales 2012-2018
- 11.6 U.S. Table Wine Market Change in Domestic and Imported Retail Sales 2013-2018
- 11.7 U.S. Sparkling Wine Market Domestic and Imported Volume 2012-2018
- 11.8 U.S. Sparkling Wine Market Share of Domestic and Imported Volume 2012-2018
- 11.9 U.S. Sparkling Wine Market Change in Domestic and Imported Volume 2013-2018
- 11.10 U.S. Sparkling Wine Market Domestic and Imported Retail Sales 2012-2018
- 11.11 U.S. Sparkling Wine Market Share of Domestic and Imported Retail Sales 2012-2018
- 11.12 U.S. Sparkling Wine Market Change in Domestic and Imported Retail Sales 2013-2018
- 11.13 U.S. Fortified Wine Market Domestic and Imported Volume 2012-2018
- 11.14 U.S. Fortified Wine Market Share of Domestic and Imported Volume 2012-2018
- 11.15 U.S. Fortified Wine Market Change in Domestic and Imported Volume 2013-2018
- 11.16 U.S. Fortified Wine Market Domestic and Imported Retail Sales 2012-2018
- 11.17 U.S. Fortified Wine Market Share of Domestic and Imported Retail Sales 2012-2018
- 11.18 U.S. Fortified Wine Market Change in Domestic and Imported Retail Sales 2013-2018
- 11.19 U.S. Vermouth Market Domestic and Imported Volume 2012-2018
- 11.20 U.S. Vermouth Market Share of Domestic and Imported Volume 2012-2018
- 11.21 U.S. Vermouth Market Change in Domestic and Imported Volume 2013-2018
- 11.22 U.S. Vermouth Market Domestic and Imported Retail Sales 2012-2018
- 11.23 U.S. Vermouth Market Share of Domestic and Imported Retail Sales 2012-2018
- 11.24 U.S. Vermouth Market Change in Domestic and Imported Retail Sales 2013-2018

### **12. The U.S. Wine Market Leading Brands**

- 12.1 U.S. Domestic Table Wine Market Volume by Leading Brands 2012-2018
- 12.2 U.S. Imported Table Wine Market Volume by Leading Brands 2012-2018
- 12.3 U.S. Specialty Wine Market Volume by Leading Brands 2012-2018
- 12.4 U.S. Sparkling Wine Market Volume by Leading Brands 2012-2018
- 12.5 U.S. Domestic Fortified Wine Market Volume by Leading Brands 2012-2018
- 12.6 U.S. Imported Fortified Wine Market Volume by Leading Brands 2012-2018
- 12.7 U.S. Domestic Vermouth Market Leading Brands by Volume 2012-2018
- 12.8 U.S. Imported Vermouth Market Leading Brands by Volume 2012-2018

## Appendix of Exhibits

---

### **13. The U.S. Wine Market by Varietal and Type**

- 13.1 U.S. Domestic Table Wine Market Volume by Varietal 2012-2018
- 13.2 U.S. Domestic Table Wine Market Change in Volume by Varietal 2013-2018
- 13.3 U.S. Domestic Table Wine Market Share of Volume by Varietal 2012-2018
- 13.4 U.S. Imported Table Wine Market Share of Volume by Country 2012-2018
- 13.5 U.S. Imported Table Wine Market Share of French Volume by Type 2012-2018
- 13.6 U.S. Imported Table Wine Market Share of German Volume by Type 2012-2018
- 13.7 U.S. Imported Table Wine Market Share of Italian Volume by Type 2012-2018
- 13.8 U.S. Imported Table Wine Market Share of Australian Volume by Type 2012-2018
- 13.9 U.S. Imported Table Wine Market Share of Argentine Volume by Type 2012-2018
- 13.10 U.S. Imported Table Wine Market Share of Chilean Volume by Type 2012-2018
- 13.11 The U.S. Sparkling Wine Market Share of Category Volume by Country 2012-2018
- 13.12 U.S. Domestic Fortified Wine Market Volume by Varietal 2012-2018
- 13.13 U.S. Domestic Fortified Wine Market Change in Volume by Varietal 2013-2018
- 13.14 U.S. Domestic Fortified Wine Market Share of Volume by Varietal 2012-2018
- 13.15 U.S. Imported Fortified Wine Market Share of Volume by Country 2012-2018
- 13.16 U.S. Vermouth Market Volume by Varietal 2012-2018
- 13.17 U.S. Vermouth Market Change in Volume by Varietal 2013-2018
- 13.18 U.S. Vermouth Market Share of Volume by Varietal 2012-2018
- 13.19 U.S. Imported Vermouth Market Share of Volume by Country 2012-2018

### **14. The U.S. Wine Market Leading Suppliers**

- 14.1 U.S. Table Wine Market Share of Volume by Supplier 2012-2018
- 14.2 The U.S. Sparkling Wine Market Share of Volume by Supplier 2012-2018
- 14.3 U.S. Fortified Wine Market Share of Volume by Supplier 2012-2018
- 14.4 U.S. Vermouth Market Share of Volume by Supplier 2012-2018

### **15. The U.S. Wine Market Category Share by Price Tier**

- 15.1 U.S. Table Wine Market Volume by Price Tier 2012-2018
- 15.2 U.S. Table Wine Market Share of Volume by Price Tier 2012-2018
- 15.3 U.S. Table Wine Market Change in Volume by Price Tier 2013-2018
- 15.4 U.S. Sparkling Wine Market Volume by Price Tier 2012-2018
- 15.5 U.S. Sparkling Wine Market Share of Volume by Price Tier 2012-2018
- 15.6 U.S. Sparkling Wine Market Change in Volume by Price Tier 2013-2018
- 15.7 U.S. Fortified Wine Market Volume by Price Tier 2012-2018
- 15.8 U.S. Fortified Wine Market Share of Volume by Price Tier 2012-2018
- 15.9 U.S. Fortified Wine Market Change in Volume by Price Tier 2013-2018
- 15.10 U.S. Vermouth Market Volume by Price Tier 2012-2018
- 15.11 U.S. Vermouth Market Share of Volume by Price Tier 2012-2018
- 15.12 U.S. Vermouth Market Change in Volume by Price Tier 2013-2018

## Appendix of Exhibits

---

### **16. The U.S. Wine Market Economic Data**

- 16.1 Total Employees By Sector 2002-2018
- 16.2 Federal Beverage Alcohol Tax Collections Dollars by Category 2017-2018
- 16.3 Federal Beverage Alcohol Tax Collections Share of Dollars by Category 2017-2018
- 16.4 Federal Beverage Alcohol Tax Collections Change In Dollars by Category 2017/18

### **17. The U.S. Wine Market Import-Export**

- 17.1 U.S. Imported Wine Market Total Volume 1989-2018
- 17.2 U.S. Imported Wine Market Volume by Category 2012-2018
- 17.3 U.S. Imported Wine Market Share of Volume by Category 2012-2018
- 17.4 U.S. Imported Wine Market Change in Volume by Category 2013-2018
- 17.5 U.S. Imported Wine Market Dollar Value by Category 2012-2018
- 17.6 U.S. Imported Wine Market Share of Dollar Value by Category 2012-2018
- 17.7 U.S. Imported Wine Market Change in Dollar Value by Category 2013-2018
- 17.8 U.S. Wine Exports Volume by Category 2012-2018
- 17.9 U.S. Wine Exports Share of Volume by Category 2012-2018
- 17.10 U.S. Wine Exports Change in Volume by Category 2013-2018

### **18. The U.S. Wine Market Advertising Expenditures**

- 18.1 U.S. Wine Market Advertising Expenditures by Category 2012-2018
- 18.2 U.S. Wine Market Share of Advertising Expenditures by Category 2012-2018
- 18.3 U.S. Wine Market Change in Advertising Expenditures by Category 2013-2018
- 18.4 Leading Wine Brands Advertising Expenditures 2012-2018
- 18.5 Leading Wine Brands Share of Advertising Expenditures 2012-2018
- 18.6 Leading Wine Brands Change in Advertising Expenditures 2013-2018
- 18.7 Leading Wine Companies Advertising Expenditures 2012-2018
- 18.8 Leading Wine Companies Share of Advertising Expenditures 2012-2018
- 18.9 Leading Wine Companies Change in Advertising Expenditures 2013-2018
- 18.10 U.S. Wine Market Advertising Expenditures by Media 2012-2018
- 18.11 U.S. Wine Market Share of Advertising Expenditures by Media 2012-2018
- 18.12 U.S. Wine Market Change in Advertising Expenditures by Media 2013-2018

### **19. The U.S. Wine Market Demographics**

- 19.1 Demographics Of The Blush or Rosé Wine Consumer 2018
- 19.2 Demographics Of The Champagne/Sparkling Wine Consumer 2018
- 19.3 Demographics Of The Red Wine Consumer 2018
- 19.4 Demographics Of The White Wine Consumer 2018
- 19.5 Demographics Of The Barefoot Cellars Consumer 2018
- 19.6 Demographics Of The Yellow Tail Consumer 2018



---

**BMC's U.S. Wine Guide 2019**  
**TABLE OF CONTENTS**

---

**Appendix of Exhibits**

---

**20. The U.S. Wine Market Projections**

- 20.1 The Projected U.S. Wine Market Volume 1989-2023
- 20.2 The Projected U.S. Wine Market Change In Volume 1990-2023
- 20.3 The Projected U.S. Wine Market Per Capita Consumption 1989-2023
- 20.4 The Projected U.S. Wine Market Volume and Growth by Category 2018-2023
- 20.5 The Projected U.S. Wine Market Share of Volume by Category 2018-2023

Exhibit 3.3

**U.S. WINE MARKET**  
**CHANGE IN RETAIL SALES BY CATEGORY**  
**2013 – 2018**

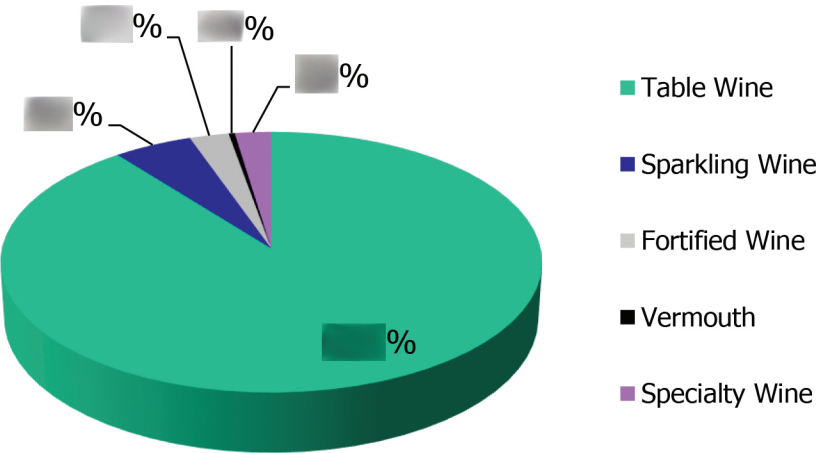
<b>Category</b>	<b>2012/13</b>	<b>2013/14</b>	<b>2014/15</b>	<b>2015/16</b>	<b>2016/17</b>	<b>2017/18</b>
Table Wine	%	%	%	%	%	%
Sparkling Wine	%	%	%	%	%	%
Fortified Wine	%	%	%	%	%	%
Vermouth	%	%	%	%	%	%
Specialty Wine*	%	%	%	%	%	%
<b>TOTAL</b>	<b>%</b>	<b>%</b>	<b>%</b>	<b>%</b>	<b>%</b>	<b>%</b>

\* Includes fruit wine, chocolate wine, sangria

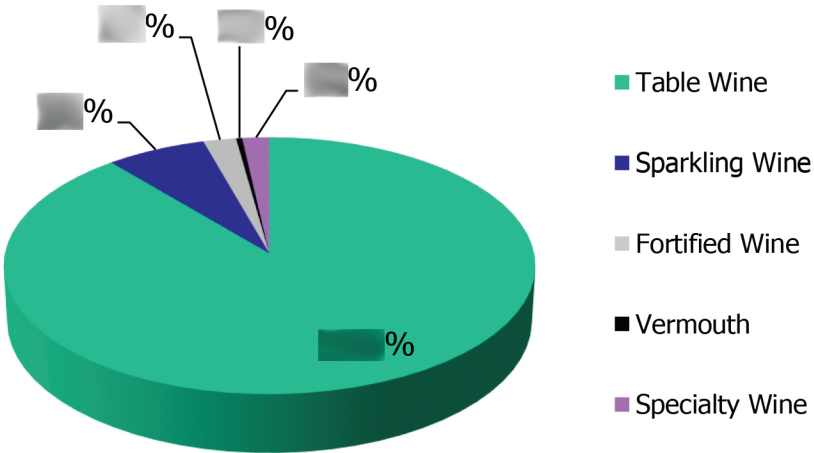
Source: Beverage Marketing Corporation

Table wine remains by far the largest wine category but lost [redacted] share points over the 2012-to-2018 period, while sparkling wine, a key growth driver of the industry, gained [redacted] share points

2012

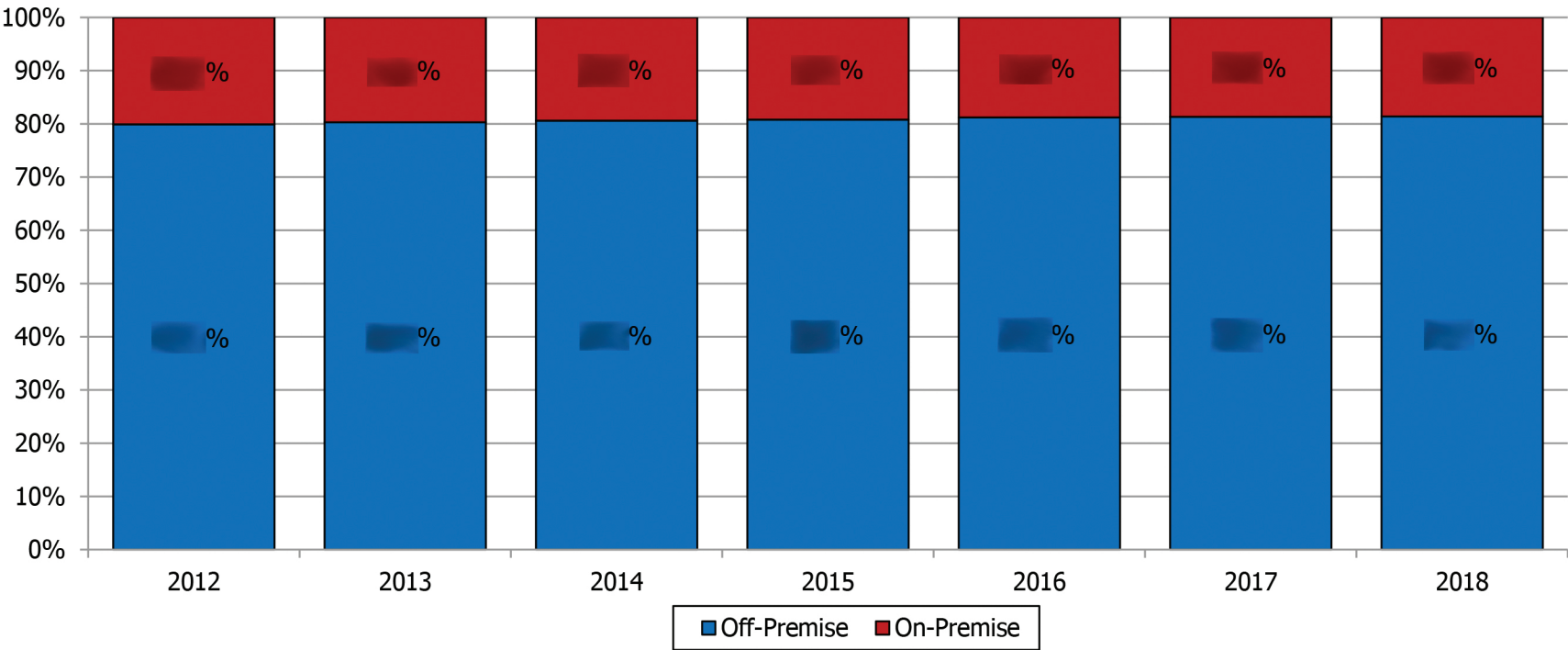


2018



Over the past five years, despite an increase in wine consumption, the on-premise segment lost points, falling to %

OFF-PREMISE GAINS WINE VOLUME SHARE  
Share of volume by segment, 2012-2018



Source: Beverage Marketing Corporation



# BMC's U.S. Spirits Guide 2019

May 2019

---



RESEARCH • DATA • CONSULTING

**NOTE:** The information contained in this report is confidential and solely intended for the benefit of the immediate recipient hereof.

---

Copyright © 2019 Beverage Marketing Corporation of New York, 850 Third Avenue, New York, New York 10022, (212) 688-7640. All rights reserved. Reproductions in any form prohibited by law.

# Contents

## Table of Contents

---

---

**BMC's U.S. Spirits Guide 2019**  
**TABLE OF CONTENTS**

---

TABLE OF CONTENTS .....	5
-------------------------	---

---

## Section

---

<b>Spirits Category Trends</b> .....	5
Spirits Headlines .....	6
U.S. Distilled Spirits Market Millions of 9-Liter Cases 2012 – 2019.....	7
Spirits Categories 2012 vs. 2018 .....	8
Domestic Loses Share of Spirits Volume .....	9
U.S. Distilled Spirits Market Millions of Dollars 2012 – 2018.....	10
Off-Premise Gains Spirits Volume Share .....	11
Total U.S. Spirits Per Capita Consumption 2018.....	12
2018 Distilled Spirits Consumption by State .....	13
Top Ten Spirits Brands .....	14
Fastest Growing Spirits Brands 2018 .....	15
Leading Spirits Suppliers 2012 vs. 2018 .....	16
<b>Blended Whiskey</b> .....	17
Blended Whiskey Thousands of 9-Liter Cases 2012 – 2019.....	18
Blended Whiskey Thousands of Dollars 2012 – 2018.....	19
Top Ten Blended Whiskey Brands .....	20
Leading Blended Whiskey Suppliers Share 2012 vs. 2018 .....	21
Volume Share by Price Tier 2012 - 2018.....	22
<b>Brandy &amp; Cognac</b> .....	23
Brandy & Cognac Thousands of 9-Liter Cases 2012 – 2019.....	24
Brandy & Cognac Thousands of Retail Dollars 2012 – 2018 .....	25
Top Ten Brandy & Cognac Brands .....	26
Leading Brandy & Cognac Suppliers Share 2012 vs. 2018 .....	27
Volume Share by Price Tier 2012 - 2018.....	28
<b>Canadian Whisky</b> .....	29
Canadian Whisky Thousands of 9-Liter Cases 2012 – 2019.....	30
Canadian Whisky Thousands of Retail Dollars 2012 – 2018.....	31
Top Ten Canadian Whisky Brands .....	32
Leading Canadian Whisky Suppliers Share 2012 - 2018 .....	33
Volume Share by Price Tier 2012 - 2018.....	34

---

**BMC's U.S. Spirits Guide 2019**  
**TABLE OF CONTENTS**

---

**Section**

---

<b>Cordials/Liqueurs</b> -----	35
Cordials & Liqueurs Thousands of 9-Liter Cases 2012 – 2019 -----	36
Cordials & Liqueurs Thousands of Retail Dollars 2012 – 2018 -----	37
Cordial & Liqueur Classification Share 2012 vs. 2018 -----	38
Top Ten Cordial & Liqueur Brands -----	39
Leading Cordial & Liqueur Suppliers Share 2012 vs. 2018 -----	40
Volume Share by Price Tier 2012 - 2018 -----	41
<b>Gin</b> -----	42
Gin Thousands of 9-Liter Cases 2012 – 2019 -----	43
Gin Thousands of Retail Dollars 2012 – 2018 -----	44
Top Ten Gin Brands -----	45
Gin Suppliers Share 2012 vs. 2018 -----	46
Volume Share by Price Tier 2012 - 2018 -----	47
<b>Irish Whiskey</b> -----	48
Irish Whiskey Thousands of 9-Liter Cases 2012 – 2019 -----	49
Irish Whiskey Thousands of Retail Dollars 2012 – 2018 -----	50
Top Ten Irish Whiskey Brands -----	51
Irish Whiskey Suppliers Share 2012 vs. 2018 -----	52
Volume Share by Price Tier 2012 - 2018 -----	53
<b>Prepared Cocktails</b> -----	54
Prepared Cocktails Thousands of 9-Liter Cases 2012 – 2019 -----	55
Prepared Cocktails Thousands of Retail Dollars 2012 – 2018 -----	56
Top Ten Prepared Cocktail Brands -----	57
Prepared Cocktails Suppliers Share 2012 vs. 2018 -----	58
<b>Rum/Cachaca</b> -----	59
Rum/Cachaca Thousands of 9-Liter Cases 2012 – 2019 -----	60
Rum/Cachaca Thousands of Retail Dollars 2012 – 2018 -----	61
Cachaca Share of Category Volume 2012 vs. 2018 -----	62
Flavored vs. Unflavored Rum Share 2012 – 2018 -----	63
Leading Flavored Rum Brands -----	64
Top Ten Rum/Cachaca Brands -----	65
Rum/Cachaca Suppliers Share 2012 vs. 2018 -----	66
Volume Share by Price Tier 2012 - 2018 -----	67



---

**BMC's U.S. Spirits Guide 2019**  
**TABLE OF CONTENTS**

---

**Section**

---

<b>Scotch Whisky</b> -----	68
Scotch Whisky Thousands of 9-Liter Cases 2012 – 2019-----	69
Scotch Whisky Thousands of Retail Dollars 2012 – 2018 -----	70
Single Malt Share of Category Volume 2012 vs. 2018 -----	71
Top Ten Scotch Whisky Brands -----	72
Scotch Whisky Suppliers Share 2012 vs. 2018 -----	73
Volume Share by Price Tier 2012 - 2018-----	74
 <b>Straight Whiskey</b> -----	75
Straight Whiskey Thousands of 9-Liter Cases 2012 – 2019-----	76
Straight Whiskey Thousands of Retail Dollars 2012 – 2018-----	77
Rye & Corn Whiskey Share of Category Volume 2012 vs. 2018 -----	78
Top Ten Straight Whiskey Brands -----	79
Straight Whiskey Suppliers Share 2012 vs. 2018-----	80
Volume Share by Price Tier 2012 - 2018-----	81
 <b>Tequila/Mezcal</b> -----	82
Tequila/Mezcal Thousands of 9-Liter Cases 2012 – 2019 -----	83
Tequila/Mezcal Thousands of Retail Dollars 2012 – 2018 -----	84
Mezcal Share of Category Volume 2012 vs. 2018 -----	85
Top Ten Tequila/Mezcal Brands -----	86
Tequila/Mezcal Suppliers Share 2012 vs. 2018 -----	87
Volume Share by Price Tier 2012 - 2018-----	88
 <b>Vodka</b> -----	89
Vodka Thousands of 9-Liter Cases 2012 – 2019-----	90
Vodka Thousands of Retail Dollars 2012 – 2018-----	91
Imported Vodka Volume Share by Country 2012 vs. 2018 -----	92
Flavored vs. Unflavored Vodka Share 2012 – 2018 -----	93
Flavored Vodka Volume by Flavor 2012 - 2018-----	94
Leading Flavored Vodka Brands-----	95
Top Ten Vodka Brands-----	96
Vodka Suppliers Share 2012 vs. 2018-----	97
Volume Share by Price Tier 2012 - 2018-----	98

---

**BMC's U.S. Spirits Guide 2019**  
**TABLE OF CONTENTS**

---

**Section**

---

<b>Economics/Imports/Exports</b> .....	99
Beverage Alcohol Share By Category 2012 vs. 2018 .....	100
Federal Beverage Alcohol Tax Collections Share of Dollars by Category 2017 - 2018 .....	101
Taxable Withdrawals of Distilled Spirits 2009 - 2017 .....	102
Distilled Spirits Volume Bottled for Domestic Use Share by Category 2012 vs. 2017 .....	103
Employees by Sector 2002 – 2018 .....	104
U.S. Imported Spirits Market 1989 – 2018 .....	105
U.S. Imported Spirits Market Volume Share by Category 2012 vs. 2018 .....	106
U.S. Imported Spirits Market Dollar Share by Category 2012 vs. 2018 .....	107
U.S. Exported Spirits Market Volume Share by Category 2012 - 2018 .....	108
<b>Advertising/Demographics</b> .....	109
U.S. Spirits Advertising 1989 – 2018 .....	110
U.S. Spirits Advertising Dollar Share by Category 2012 - 2018 .....	111
Top Ten Brands by Advertising Expenditures .....	112
Ad Spending by Supplier .....	113
U.S. Spirits Advertising Dollar Share by Medium 2012 vs. 2018 .....	114
Demographics of Blended or Rye Whiskey Consumer .....	115
Demographics of Bourbon Whiskey Consumer .....	116
Demographics of Gin Consumer .....	117
Demographics of Rum Consumer .....	118
Demographics of Scotch Whisky Consumer .....	119
Demographics of Tequila Consumer .....	120
Demographics of Vodka Consumer .....	121
<b>Projections</b> .....	122
U.S. Distilled Spirits Market Millions of 9-Liter Cases 2018 - 2023 .....	123
The Projected U.S. Spirits Market Volume and Growth by Category 2018 – 2023 .....	124
Category Share Projections 2018 vs. 2023 .....	125
<b>Beverage Marketing Corporation</b> .....	126

## Appendix of Exhibits

---

### **1. The U.S. Spirits Market Volume by Category**

- 1.1 U.S. Spirits Market Volume by Category 2012-2019
- 1.2 U.S. Spirits Market Share of Volume by Category 2012-2019
- 1.3 U.S. Spirits Market Change In Volume by Category 2013-2019

### **2. The U.S. Spirits Market Imported vs. Domestic**

- 2.1 U.S. Spirits Market Domestic and Imported Volume 2012-2019
- 2.2 U.S. Spirits Market Share of Domestic and Imported Volume 2012-2019
- 2.3 U.S. Spirits Market Change In Domestic and Imported Volume 2013-2019

### **3. The U.S. Spirits Market Retail Dollars by Category**

- 3.1 U.S. Spirits Market Retail Sales by Category 2012-2018
- 3.2 U.S. Spirits Market Share of Retail Sales by Category 2012-2018
- 3.3 U.S. Spirits Market Change In Retail Sales by Category 2013-2018
- 3.4 U.S. Spirits Market Retail Prices by Category 2012-2018

### **4. The U.S. Spirits Market On- and Off-Premise Share**

- 4.1 U.S. Spirits Market On-Premise and Off-Premise Volume 2012-2019
- 4.2 U.S. Spirits Market Share of On-Premise and Off-Premise Volume 2012-2019
- 4.3 U.S. Spirits Market Change in On-Premise and Off-Premise Volume 2013-2019
- 4.4 U.S. Spirits Market On-Premise and Off-Premise Retail Sales 2012-2019
- 4.5 U.S. Spirits Market Share of On-Premise and Off-Premise Retail Sales 2012-2019
- 4.6 U.S. Spirits Market Change in On-Premise and Off-Premise Retail Sales 2013-2019

### **5. The U.S. Spirits Market Per Capita Consumption by State**

- 5.1 U.S. Spirits Market Per Capita Consumption by State 2012-2018

### **6. The U.S. Spirits Market Volume by State**

- 6.1 U.S. Spirits Market Volume by State 2012-2018
- 6.2 U.S. Spirits Market Share of Volume by State 2012-2018
- 6.3 U.S. Spirits Market Change In Volume by State 2013-2018

### **7. The U.S. Spirits Market Top 100 Brands by Volume**

- 7.1 U.S. Spirits Market Volume by Top 100 Brands 2016-2018
- 7.2 U.S. Spirits Market Share of Volume by Top 100 Brands 2016-2018
- 7.3 U.S. Spirits Market Change In Volume by Top 100 Brands 2017-2018

### **8. The U.S. Spirits Market Fastest-Growing Brands**

- 8.1 U.S. Spirits Market Fastest-Growing Brands by Volume 2017-2018

### **9. The U.S. Spirits Market Top 30 Suppliers**

- 9.1 U.S. Spirits Market Volume by Top 30 Suppliers 2012-2018
- 9.2 U.S. Spirits Market Share of Volume by Top 30 Suppliers 2012-2018
- 9.3 U.S. Spirits Market Change In Volume by Top 30 Suppliers 2013-2018

## Appendix of Exhibits

---

### **10. The U.S. Spirits Market Supplier Portfolios**

- 10.1 Bacardi USA Volume by Brand 2012-2018
- 10.2 Beam Suntory Volume by Brand 2012-2018
- 10.3 Brown-Forman Beverages Volume by Brand 2012-2018
- 10.4 Campari America Volume by Brand 2012-2018
- 10.5 Constellation Brands Volume by Brand 2012-2018
- 10.6 Diageo Volume by Brand 2012-2018
- 10.7 E&J Gallo(Alto Spirits) Volume by Brand 2012-2018
- 10.8 Edrington USA Volume by Brand 2012-2018
- 10.9 Fifth Generation Inc. Volume by Brand 2012-2018
- 10.10 Frank-Lin Distillers Volume by Brand 2012-2018
- 10.11 William Grant & Sons Volume by Brand 2012-2018
- 10.12 Heaven Hill Brands Volume by Brand 2012-2018
- 10.13 Hood River Distillers Volume by Brand 2012-2018
- 10.14 Infinium Spirits Volume by Brand 2012-2018
- 10.15 Charles Jacquin et Cie Volume by Brand 2012-2018
- 10.16 Kobrand Volume by Brand 2012-2018
- 10.17 Laird & Co. Volume by Brand 2012-2018
- 10.18 Lucas Bols USA Volume by Brand 2012-2018
- 10.19 Luxco Spirited Brands Volume by Brand 2012-2018
- 10.20 Mast Jagermeister U.S. Volume by Brand 2012-2018
- 10.21 Marie Brizard Wine & Spirit Volume by Brand 2012-2018
- 10.22 McCormick Distilling Volume by Brand 2012-2018
- 10.23 Moet Hennessy USA Volume by Brand 2012-2018
- 10.24 Montebello Brands Volume by Brand 2012-2018
- 10.25 MS Walker Volume by Brand 2012-2018
- 10.26 The Patron Spirits Company Volume by Brand 2012-2018
- 10.27 Pernod Ricard USA Volume by Brand 2012-2018
- 10.28 Phillips Distilling Volume by Brand 2012-2018
- 10.29 Proximo Spirits Volume by Brand 2012-2018
- 10.30 Remy Cointreau USA Volume by Brand 2012-2018
- 10.31 Roust Americas Volume by Brand 2012-2018
- 10.32 Sazerac Volume by Brand 2012-2018
- 10.33 Shaw-Ross Int'l Importers Volume by Brand 2012-2018
- 10.34 Star Industries One Volume by Brand 2012-2018
- 10.35 Stoli Group USA Volume by Brand 2012-2018

### **11. The U.S. Spirits Market Category Volume and Dollars**

- 11.1 Blended Whiskey Category Volume 2011-2018
- 11.2 Blended Whiskey Category Change in Consumption 2012-2018
- 11.3 Blended Whiskey Category Retail Sales 2011-2018

## Appendix of Exhibits

---

### **11. The U.S. Spirits Market Category Volume and Dollars (cont'd)**

- 11.4 Blended Whiskey Category Change in Retail Sales 2012-2018
- 11.5 Brandy & Cognac Category Volume 2011-2018
- 11.6 Brandy & Cognac Category Change in Consumption 2012-2018
- 11.7 Brandy & Cognac Category Retail Sales 2011-2018
- 11.8 Brandy & Cognac Category Change in Retail Sales 2012-2018
- 11.9 Canadian Whisky Category Volume 2011-2018
- 11.10 Canadian Whisky Category Change in Consumption 2012-2018
- 11.11 Canadian Whisky Category Retail Sales 2011-2018
- 11.12 Canadian Whisky Category Change in Retail Sales 2012-2018
- 11.13 Cordials & Liqueurs Category Volume 2011-2018
- 11.14 Cordials & Liqueurs Category Change in Consumption 2012-2018
- 11.15 Cordials & Liqueurs Category Retail Sales 2011-2018
- 11.16 Cordials & Liqueurs Category Change in Retail Sales 2012-2018
- 11.17 Gin Category Volume 2011-2018
- 11.18 Gin Category Change in Consumption 2012-2018
- 11.19 Gin Category Retail Sales 2011-2018
- 11.20 Gin Category Change in Retail Sales 2012-2018
- 11.21 Irish Whiskey Category Volume 2011-2018
- 11.22 Irish Whiskey Category Change in Consumption 2012-2018
- 11.23 Irish Whiskey Category Retail Sales 2011-2018
- 11.24 Irish Whiskey Category Change in Retail Sales 2012-2018
- 11.25 Prepared Cocktail Category Volume 2011-2018
- 11.26 Prepared Cocktail Category Change in Consumption 2012-2018
- 11.27 Prepared Cocktail Category Retail Sales 2011-2018
- 11.28 Prepared Cocktail Category Change in Retail Sales 2012-2018
- 11.29 Rum Category Volume 2011-2018
- 11.30 Rum Category Change in Consumption 2012-2018
- 11.31 Rum Category Retail Sales 2011-2018
- 11.32 Rum Category Change in Retail Sales 2012-2018
- 11.33 Scotch Whisky Category Volume 2011-2018
- 11.34 Scotch Whisky Category Change in Consumption 2012-2018
- 11.35 Scotch Whisky Category Retail Sales 2011-2018
- 11.36 Scotch Whisky Category Change in Retail Sales 2012-2018
- 11.37 Straight American Whiskey Category Volume 2011-2018
- 11.38 Straight American Whiskey Category Change in Consumption 2012-2018
- 11.39 Straight American Whiskey Category Retail Sales 2011-2018
- 11.40 Straight American Whiskey Category Change in Retail Sales 2012-2018
- 11.41 Tequila Category Volume 2011-2018
- 11.42 Tequila Category Change in Consumption 2012-2018

## Appendix of Exhibits

---

### **11. The U.S. Spirits Market Category Volume and Dollars (cont'd)**

- 11.43 Tequila Category Retail Sales 2011-2018
- 11.44 Tequila Category Change in Retail Sales 2012-2018
- 11.45 Vodka Category Volume 2011-2018
- 11.46 Vodka Category Change in Consumption 2012-2018
- 11.47 Vodka Category Retail Sales 2011-2018
- 11.48 Vodka Category Change in Retail Sales 2012-2018

### **12. The U.S. Spirits Market Leading Brands**

- 12.1 Leading Brands of Blended American Whiskey 2011-2018
- 12.2 Leading Brands of Brandy & Cognac 2011-2018
- 12.3 Leading Brands of Canadian Whisky 2011-2018
- 12.4 Leading Brands of Cordials & Liqueurs 2011-2018
- 12.5 Leading Brands of Gin 2011-2018
- 12.6 Leading Brands of Irish Whiskey 2011-2018
- 12.7 Leading Brands of Prepared Cocktails 2011-2018
- 12.8 Leading Brands of Rum & Cachaca 2011-2018
- 12.9 Leading Brands of Scotch Whisky 2011-2018
- 12.10 Leading Brands of Straight American Whiskey 2011-2018
- 12.11 Leading Brands of Tequila & Mezcal 2011-2018
- 12.12 Leading Brands of Vodka 2011-2018

### **13. The U.S. Spirits Market Leading Flavored Brands**

- 13.1 Leading Brands of Flavored Rum 2011-2018
- 13.2 Leading Brands of Flavored Vodka 2011-2018

### **14. The U.S. Spirits Market Leading Suppliers**

- 14.1 Blended Whiskey Share of Volume by Supplier 2012-2018
- 14.2 Brandy & Cognac Share of Volume by Supplier 2012-2018
- 14.3 Canadian Whisky Share of Volume by Supplier 2012-2018
- 14.4 Cordials & Liqueurs Share of Volume by Supplier 2012-2018
- 14.5 Gin Share of Volume by Supplier 2012-2018
- 14.6 Irish Whiskey Share of Volume by Supplier 2012-2018
- 14.7 Prepared Cocktails Share of Volume by Supplier 2012-2018
- 14.8 Rum Share of Volume by Supplier 2012-2018
- 14.9 Scotch Whisky Share of Volume by Supplier 2012-2018
- 14.10 Straight American Whiskey Share of Volume by Supplier 2012-2018
- 14.11 Tequila Share of Volume by Supplier 2012-2018
- 14.12 Vodka Share of Volume by Supplier 2012-2018

## Appendix of Exhibits

---

### **15. The U.S. Spirits Market Category Share by Price Tier**

- 15.1 Blended Whiskey Volume by Price Tier 2011-2018
- 15.2 Blended Whiskey Share of Sales by Price Tier 2011-2018
- 15.3 Blended Whiskey Change in Sales by Price Tier 2012-2018
- 15.4 Brandy & Cognac Volume by Price Tier 2011-2018
- 15.5 Brandy & Cognac Share of Sales by Price Tier 2011-2018
- 15.6 Brandy & Cognac Change in Sales by Price Tier 2012-2018
- 15.7 Canadian Whisky Volume by Price Tier 2011-2018
- 15.8 Canadian Whisky Share of Sales by Price Tier 2011-2018
- 15.9 Canadian Whisky Change in Sales by Price Tier 2012-2018
- 15.10 Cordials & Liqueurs Volume by Price Tier 2011-2018
- 15.11 Cordials & Liqueurs Share of Sales by Price Tier 2011-2018
- 15.12 Cordials & Liqueurs Change in Sales by Price Tier 2012-2018
- 15.13 Gin Volume by Price Tier 2011-2018
- 15.14 Gin Share of Sales by Price Tier 2011-2018
- 15.15 Gin Change in Sales by Price Tier 2012-2018
- 15.16 Irish Whiskey Volume by Price Tier 2011-2018
- 15.17 Irish Whiskey Share of Sales by Price Tier 2011-2018
- 15.18 Irish Whiskey Change in Sales by Price Tier 2012-2018
- 15.19 Rum Volume by Price Tier 2011-2018
- 15.20 Rum Share of Sales by Price Tier 2011-2018
- 15.21 Rum Change in Sales by Price Tier 2012-2018
- 15.22 Scotch Whisky Volume by Price Tier 2011-2018
- 15.23 Scotch Whisky Share of Sales by Price Tier 2011-2018
- 15.24 Scotch Whisky Change in Sales by Price Tier 2012-2018
- 15.25 Straight American Whiskey Volume by Price Tier 2011-2018
- 15.26 Straight American Whiskey Share of Sales by Price Tier 2011-2018
- 15.27 Straight American Whiskey Change in Sales by Price Tier 2012-2018
- 15.28 Tequila Volume by Price Tier 2011-2018
- 15.29 Tequila Share of Sales by Price Tier 2011-2018
- 15.30 Tequila Change in Sales by Price Tier 2012-2018
- 15.31 Vodka Volume by Price Tier 2011-2018
- 15.32 Vodka Share of Sales by Price Tier 2011-2018
- 15.33 Vodka Change in Sales by Price Tier 2012-2018

### **16. The U.S. Spirits Market Flavors**

- 16.1 Cordials & Liqueurs Volume by Classification 2011-2018
- 16.2 Cordials & Liqueurs Share by Classification 2011-2018
- 16.3 Cordials & Liqueurs Change in Volume by Classification 2012-2018

## Appendix of Exhibits

---

### **16. The U.S. Spirits Market Flavors (cont'd)**

- 16.4 Flavored Vodka In Vodka Category Volume 2011-2018
- 16.5 Flavored Vodka In Vodka Share of Volume 2011-2018
- 16.6 Flavored Vodka In Vodka Change In Consumption 2012-2018
- 16.7 Flavored Vodka Volume by Flavor Volume 2011-2018
- 16.8 Flavored Vodka Volume by Flavor Share of Volume 2011-2018
- 16.9 Flavored Vodka Volume by Flavor Change In Consumption 2012-2018
- 16.10 Flavored Rum In Rum Category Volume 2011-2018
- 16.11 Flavored Rum In Rum Share of Volume 2011-2018
- 16.12 Flavored Rum In Rum Change In Consumption 2012-2018

### **17. The U.S. Spirits Market Imported Vodka**

- 17.1 Origin of Imported Vodka Volume by Country 2011-2018
- 17.2 Origin of Imported Vodka Share by Country 2011-2018
- 17.3 Origin of Imported Vodka Change by Country 2012-2018

### **18. The U.S. Spirits Market Economic Data**

- 18.1 Total Employees By Sector 2002-2018
- 18.2 Federal Beverage Alcohol Tax Collections Dollars by Category 2017-2018
- 18.3 Federal Beverage Alcohol Tax Collections Share of Dollars by Category 2017-2018
- 18.4 Federal Beverage Alcohol Tax Collections Change In Dollars by Category 2017/18
- 18.5 Taxable Withdrawals of Distilled Spirits 2009-2017
- 18.6 Distilled Spirits Bottled For Domestic Use Gallons by Category 2010-2017
- 18.7 Distilled Spirits Bottled For Domestic Use Share of Gallons by Category 2010-2017
- 18.8 Distilled Spirits Bottled For Domestic Use Change by Category 2011-2017

### **19. The U.S. Spirits Market Import-Export**

- 19.1 U.S. Imported Spirits Market Total Volume 1989-2018
- 19.2 U.S. Imported Spirits Market Volume by Category 2012-2018
- 19.3 U.S. Imported Spirits Market Share of Volume by Category 2012-2018
- 19.4 U.S. Imported Spirits Market Change in Volume by Category 2013-2018
- 19.5 U.S. Imported Spirits Market Dollar Value by Category 2012-2018
- 19.6 U.S. Imported Spirits Market Share of Dollar Value by Category 2012-2018
- 19.7 U.S. Imported Spirits Market Change in Dollar Value by Category 2013-2018
- 19.8 U.S. Spirits Exports Market Volume by Category 2012-2018
- 19.9 U.S. Spirits Exports Market Share of Volume by Category 2012-2018
- 19.10 U.S. Spirits Exports Market Change in Volume by Category 2013-2018



## **Appendix of Exhibits**

---

### **20. The U.S. Spirits Market Advertising**

- 20.1 U.S. Spirits Market Advertising Expenditures by Category 2012-2018
- 20.2 U.S. Spirits Market Share of Advertising Expenditures by Category 2012-2018
- 20.3 U.S. Spirits Market Change in Advertising Expenditures by Category 2013-2018
- 20.4 Leading Spirits Brands Advertising Expenditures 2012-2018
- 20.5 Leading Spirits Brands Share of Advertising Expenditures 2012-2018
- 20.6 Leading Spirits Brands Change in Advertising Expenditures 2013-2018
- 20.7 Leading Spirits Companies Advertising Expenditures 2012-2018
- 20.8 Leading Spirits Companies Share of Advertising Expenditures 2012-2018
- 20.9 Leading Spirits Companies Change in Advertising Expenditures 2013-2018
- 20.10 Leading Spirits Companies Advertising Dollars Per Case 2012-2018
- 20.11 U.S. Spirits Market Advertising Expenditures by Media 2012-2018
- 20.12 U.S. Spirits Market Share of Advertising Expenditures by Media 2012-2018
- 20.13 U.S. Spirits Market Change in Advertising Expenditures by Media 2013-2018

### **21. The U.S. Spirits Market Demographics**

- 21.1 Demographics Of The Blended or Rye Whiskey Consumer 2018
- 21.2 Demographics Of The Bourbon Whiskey Consumer 2018
- 21.3 Demographics Of The Gin Consumer 2018
- 21.4 Demographics Of The Rum Consumer 2018
- 21.5 Demographics Of The Scotch Whisky Consumer 2018
- 21.6 Demographics Of The Tequila Consumer 2018
- 21.7 Demographics Of The Vodka Consumer 2018

### **22. The U.S. Spirits Market Projections**

- 22.1 The Projected U.S. Spirits Market Volume 1989-2023
- 22.2 The Projected U.S. Spirits Market Change In Volume 1990-2023
- 22.3 The Projected U.S. Spirits Market Per Capita Consumption 1989-2023
- 22.4 The Projected U.S. Spirits Market Volume and Growth by Category 2018-2023
- 22.5 The Projected U.S. Spirits Market Share of Volume by Category 2018-2023

Exhibit 3.2

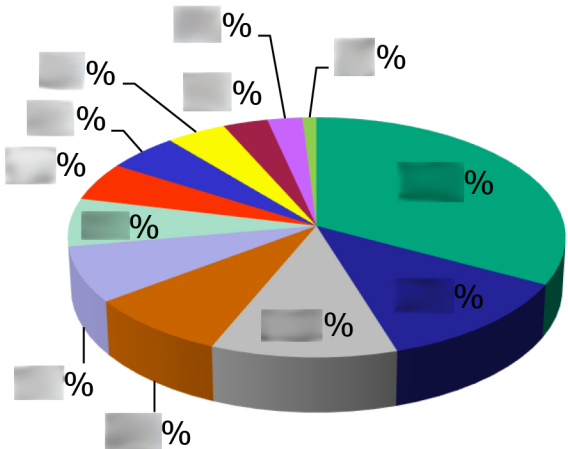
**U.S. SPIRITS MARKET**  
**SHARE OF RETAIL SALES BY CATEGORY**  
**2012 – 2018**

Category	2012	2013	2014	2015	2016	2017	2018
American Straight Whiskey	18%	18%	18%	18%	18%	18%	18%
Blended American Whiskey	1%	1%	1%	1%	1%	1%	1%
<b>Total American Whiskey</b>	<b>19%</b>	<b>19%</b>	<b>19%</b>	<b>19%</b>	<b>19%</b>	<b>19%</b>	<b>19%</b>
Canadian Whisky	1%	1%	1%	1%	1%	1%	1%
Scotch Whisky	1%	1%	1%	1%	1%	1%	1%
Irish Whiskey	1%	1%	1%	1%	1%	1%	1%
<b>Total Imported Whisk(e)y</b>	<b>3%</b>	<b>3%</b>	<b>3%</b>	<b>3%</b>	<b>3%</b>	<b>3%</b>	<b>3%</b>
<b>Total Whisk(e)y</b>	<b>22%</b>	<b>22%</b>	<b>22%</b>	<b>22%</b>	<b>22%</b>	<b>22%</b>	<b>22%</b>
Gin	1%	1%	1%	1%	1%	1%	1%
Vodka	1%	1%	1%	1%	1%	1%	1%
Rum/Cachaca	1%	1%	1%	1%	1%	1%	1%
Tequila/Mezcal	1%	1%	1%	1%	1%	1%	1%
Brandy & Cognac	1%	1%	1%	1%	1%	1%	1%
Cordials & Liqueurs	1%	1%	1%	1%	1%	1%	1%
Prepared Cocktails	1%	1%	1%	1%	1%	1%	1%
<b>Total Non-Whiskey</b>	<b>6%</b>	<b>6%</b>	<b>6%</b>	<b>6%</b>	<b>6%</b>	<b>6%</b>	<b>6%</b>
<b>Total Distilled Spirits</b>	<b>28%</b>	<b>28%</b>	<b>28%</b>	<b>28%</b>	<b>28%</b>	<b>28%</b>	<b>28%</b>

Source: Beverage Marketing Corporation

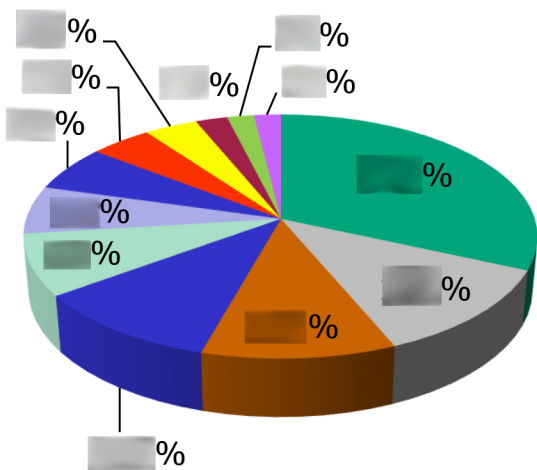
Vodka remains the largest spirits category despite losing █ share points over the 2012-to-2018 period, while straights, tequila and cordials gained █, █ and █ share points, respectively

2012



- Vodka
- Rum/Cachaca
- Cordials & Liqueurs
- Straight Whiskey
- Canadian Whisky
- Tequila/Mezcal
- Gin
- Brandy & Cognac
- Scotch Whisky
- Prepared Cocktails
- Blended Whiskey
- Irish Whiskey

2018

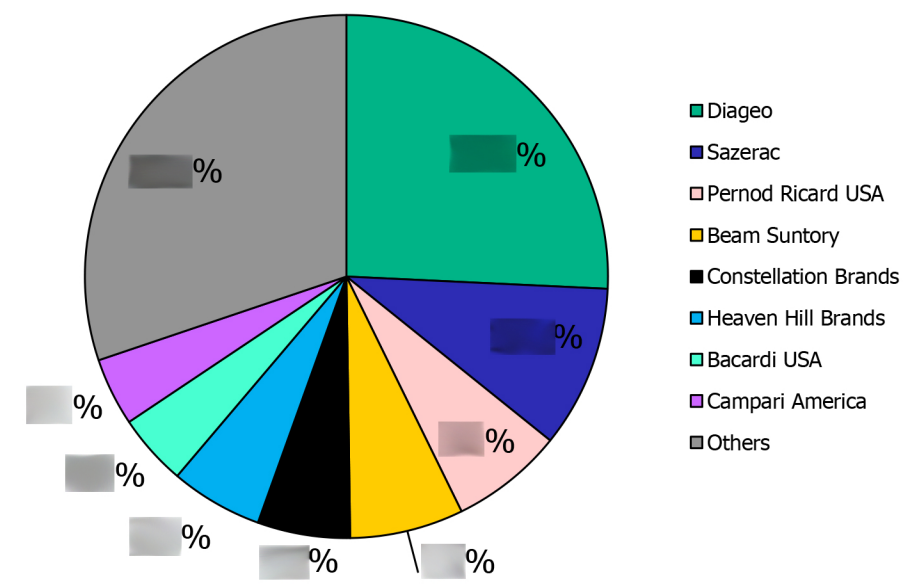


- Vodka
- Cordials & Liqueurs
- Straight Whiskey
- Rum/Cachaca
- Tequila/Mezcal
- Canadian Whisky
- Brandy & Cognac
- Gin
- Scotch Whisky
- Prepared Cocktails
- Irish Whiskey
- Blended Whiskey



The story when looking at leading suppliers is Fifth Generation's % share in 2018, thanks to the performance of Tito's, while Diageo lost % share points since 2012 although some of that share loss was due to sale of brands to Sazerac

2012



Vodka  
Suppliers Share

2018

