


GUT-HEALTH BEVERAGES IN THE U.S.

2025 EDITION (To be published April 2025. Data through 2024. Market projections through 2029.) More than 25 pages, with extensive text analysis, graphs, charts and tables



FOR A FULL
CATALOG OF
REPORTS AND
DATABASES,
GO TO
bmcreports.com

If any beverage segment demonstrates that "the future is now" it's this one. But what's necessary for it to reach its true potential? Clearly, the gut-health segment continues to grow, though at a decelerated pace than it has enjoyed in earlier years. Will innovation delivering expanded functionality through broader gut-health and immunity benefits combined with broader based consumer acceptance result in a return to double-digit gains?

Beverage Marketing Corporation considers the possibilities in its revamped industry report entitled: *Gut-Health Beverages in the U.S.* The question is a particularly important one as this report analyzes a beverage type (probiotics) that is relatively new and bridges the gap between food and beverages. Its success is one that has — and will — inspire continued innovation within the category as well as for other fledgling segments. Already, new entrants have stretched the boundaries of the category definition beyond its traditional yogurt beverage roots. (Not to mention, stretching the category to include prebiotics; thus the new emphasis on "gut-health.") Although gut-health beverages have become steady growers, entrepreneurs and market veterans alike can glean key insights on future innovation, market trends and consumer drivers. Impact of the coronavirus pandemic is also discussed.

While difficult to quantify, the qualitative aspects of immunity beverages are also discussed since they are closely related to gut-health.

AVAILABLE FORMAT & PRICING



Direct Download
Word & PDF

\$2,495

To learn more, to place an advance order or to inquire about additional user licenses **call:** Charlene Harvey +1 212.688.7640 ext. 250 charvey@beveragemarketing.com

INSIDE:

REPORT OVERVIEW

A brief discussion of key features of this report. **2**

TABLE OF CONTENTS

A detailed outline of this report's contents and data tables. **6**

SAMPLE TEXT AND INFOGRAPHICS

A few examples of this report's text, data content layout and style. **7**



**HAVE
QUESTIONS?**

Contact Charlene Harvey: 212-688-7640 x 250
charvey@beveragemarketing.com

**BEVERAGE
MARKETING
CORPORATION**

BEVERAGE MARKETING CORPORATION
P.O. Box 2399 | 143 Canton Road, 2nd Floor
Wintersville, OH 43953
Tel: 740-314-8380 Fax: 740-314-8639

THE ANSWERS YOU NEED

This brief but insightful market report measures the commercial market for RTD gut-health/probiotic beverages, providing volume, retail and wholesale dollar sales, covers top brands and discusses key issues in the probiotic beverage segment. BMC's exclusive five-year projections are also included. Questions answered include:

- What are probiotics, prebiotics and symbiotics and how did they evolve in the U.S. from food to quasi-beverages?
- Which are the leading brands? How large are they in terms of volume sold and wholesale dollar value?
- How consolidated is the RTD gut-health beverage market? In other words, how difficult is it for a large strategic to capture a significant percentage of market share?
- Why has the category been successful? How does it relate to the rest of the better-for-you beverage market?
- How much is the RTD gut-health beverage market expected to grow in the next five years? What are the growth drivers and headwinds going forward? What was the impact of the Covid-19 pandemic on this emerging sector?

THIS REPORT FEATURES

This report examines an evolution of gut-health from yogurt to RTD drinks that utilize probiotics and prebiotics. The presentation of industry research begins with an overview of the RTD gut-health market. It then analyzes various brands and the companies behind them, taking note of innovations they have achieved and the marketing strategies behind them.

After outlining this context, the report describes the issues likely to determine what is next in the U.S. RTD gut-health beverage marketplace and projects market size five years into the future. In this report, readers get a thorough understanding of all facets of the probiotic beverage market including:

- Wholesale and retail dollar sales and volume of the RTD gut-health beverage market going back to 2012.
- Discussion of the main competitors and their likely prospects, including analysis of the strategies of the largest brands in the segment.
- Volume and value data (gallonage and wholesale dollar sales) for key brands including Olipop, poppi, Lifeway Kefir, Suja, Yakult, KeVita, GoodBelly, Hellowater, Farmhouse Culture and Living Apothecary.
- Analysis of the prospects of the RTD gut-health beverage market in the next five years, with Beverage Marketing's wholesale dollar and volume category projections to 2029.



GUT-HEALTH BEVERAGES IN THE U.S.

BEVERAGE
MARKETING
CORPORATION

NOTE: The 2025 edition of this report has not yet been published. The dates on tables of contents/exhibits and sample data reflect information from last year's edition of this report.

The 2025 edition you receive will have updated data through 2024 and projections through 2029 where applicable.

Gut-Health Beverages in the U.S.

April 2024

BEVERAGE
MARKETING
CORPORATION

RESEARCH • DATA • CONSULTING

NOTE: The information contained in this report is confidential and solely intended for the benefit of the immediate recipient hereof.

Copyright © 2024 Beverage Marketing Corporation of New York, P.O. Box 2399, Wintersville, OH 43953, (212) 688-7640. All rights reserved. Reproductions in any form prohibited by law.

Contents

Table of Contents

TABLE OF CONTENTS

TABLE OF CONTENTS	i
INTRODUCTION	iii

Summary

THE GUT-HEALTH BEVERAGE MARKET

The Gut-Health Beverage Market	1
• Overview	1
• Volume and Per Capita Consumption.....	4
• Wholesale and Retail Dollar Sales	5
Leading Companies and Brands	6
• Volume by Brand	6
• Wholesale Dollar Sales by Brand	7
• Lifeway	8
• GoodBelly	9
• Olipop	11
• Poppi	12
• Culture Pop	13
• Mayawell	14
• Huzzah!	15
• Karma Wellness Water	15
• Supergut (Muniq)	17
• Hellowater	18
• GoLive (The Lively Brand)	19
The Projected Gut-Health Beverage Market	20





















































































Exhibits

1	U.S. Gut-Health Beverage Market Estimated Volume and Growth 2012 – 2028.....	22
2	U.S. Gut-Health Beverage Market Per Capita Consumption 2012 – 2028.....	23
3	U.S. Gut-Health Beverage Market Estimated Wholesale Dollars, Price per Gallon and Growth 2012 – 2028.....	24
4	U.S. Gut-Health Beverage Market Estimated Retail Dollars, Price per Gallon and Growth 2012 – 2028	25
5	Leading Gut-Health Beverage Brands Estimated Volume 2017 – 2023	26
6	Leading Gut-Health Beverage Brands Share of Volume 2017 – 2023	27
7	Leading Gut-Health Beverage Brands Change in Volume 2018 – 2023	28
8	Leading Gut-Health Beverage Brands Estimated Wholesale Dollar Sales 2017 – 2023	29
9	Leading Gut-Health Beverage Brands Share of Wholesale Dollar Sales 2017 – 2023 -	30
10	Leading Gut-Health Beverage Brands Change in Wholesale Dollar Sales 2018 – 2023	31

Following the success of such products in Europe and Japan, major companies have created a market for “gut health” in the U.S. over the past decade. While there have been several “pure plays” in that realm, beverage marketers from other categories have been rushing to add probiotics and prebiotics to their own offerings to ride this wave — aided in part by easy-to-include probiotic ingredients like BC-30 offered by Geneden, which has racked up hundreds of users by now. The rich probiotic content is a key attribute promoted by marketers of the fast-growing kombucha category, but brands involved in cold-pressed juice, tea and soda are among others that have added a probiotic lift to their lines seeking differentiation and premiumization.

- Over the past few years we have seen a race of both kombucha producers and independent startups to offer canned sparklers that mimic the drinking experience of La Croix or maybe even Dr Pepper but with a probiotic or prebiotic lift. Olipop, based in the Bay Area, was among the first to garner broad visibility but later arrivals like Poppi and Culture Pop are coming on the scene, even as established kombucha marketers like Health-Ade, Brew Dr. and Rowdy Kombucha offer the convenience of cans, a light drinking experience like La Croix, and a more approachable positioning and more affordable price point than their core kombuchas.
- While a few like Olipop are refrigerated in the belief that’s the best way to protect their efficacy, most are shelf-stable, even entries from kombucha players whose core lines rely on the cold channel. But that is part of the appeal, given the greater ease of distribution and retail display that shelf-stable brands offer. However, Olipop’s insistence on staying in the cold channel can’t be hurting it too much: it claims to be on track to break \$200 million in revenue this year.
- Gut-health products are classified as probiotic, prebiotic or symbiotic. According to Iowa State University, a probiotic is a “product containing live microorganisms in sufficient numbers to alter the microflora in a compartment of the body (stomach, intestine, or other) and thereby exert a beneficial health effect.” It states that a prebiotic is “a product containing a non-digestible food ingredient that produces health benefits by selectively stimulating the growth or activity of one or more bacteria in the colon.” Likewise, symbiotics are products containing both a probiotic and prebiotic “that selectively stimulate growth of bacteria in the large intestine.”

LEADING GUT-HEALTH BEVERAGE BRANDS
CHANGE IN VOLUME
2018 – 2023

Brand	2017/18	2018/19	2019/20	2020/21	2021/22	2022/23
Lifeway Kefir	 %	 %	 %	 %	 %	 %
Yakult	 %	 %	 %	 %	 %	 %
Olipop	 %	 %	 %	 %	 %	 %
Suja	 %	 %	 %	 %	 %	 %
Poppi	 %	 %	 %	 %	 %	 %
KeVita	 %	 %	 %	 %	 %	 %
GoodBelly	 %	 %	 %	 %	 %	 %
Hellowater	 %	 %	 %	 %	 %	 %
Obi Probiotic Soda	 %	 %	 %	 %	 %	 %
Farmhouse Culture	 %	 %	 %	 %	 %	 %
Living Apothecary	 %	 %	 %	 %	 %	 %
Subtotal	 %	 %	 %	 %	 %	 %
All Others	 %	 %	 %	 %	 %	 %
TOTAL	 %	 %	 %	 %	 %	 %

Source: Beverage Marketing Corporation