

ALMOND, OAT & OTHER PLANT MILKS IN THE U.S. THROUGH 2029: MARKET ESSENTIALS

2025 EDITION (Published August 2025. Data through 2024, preliminary 2025 figures and forecasts through 2029.) More than 50 Excel tables plus an executive summary detailing trends and comprehensive profiles of leading companies, their brands and their strategies.

D*airy Alternatives: ever-expanding options.* This report from Beverage Marketing Corporation (BMC) offers comprehensive coverage of the various components of the innovation-rich non-dairy, plant-based beverage market. It covers dairy alternatives made with almonds, oats, cashews, soy, coconuts, rice, hemp, flax and other ingredients and provides data and analysis on a category that has gone from alternative to mainstream, all the while continuing to evolve to meet changing consumer needs and preferences. All sales channel inclusive historical, current and projected market performance data is provided from various vantage points for greater market perspective.

Data is provided on total market volume as well as volume by segment, flavor, distribution channel and package type. Leading players' sales volume, growth and share are provided and the private label market for both soy and almond milk are also quantified. The study also provides wholesale dollar sales and advertising expenditure data. The report also offers Beverage Marketing's exclusive five-year projections for various aspects of the dairy alternative beverage market including packaging, flavors and more.

The report presents the data in Excel spreadsheets, which it supplements with a concise executive summary highlighting key developments including a detailed discussion of the leading plant milk beverage companies. Plus, quantification of the private label almond milk and private label soy milk markets.


AVAILABLE FORMAT & PRICING



Direct Download
Excel sheets, PDF & Word

\$4,995

To learn more, to place an advance order or to inquire about additional user licenses call: Charlene Harvey +1 212.688.7640 ext. 250 charvey@beveragemarketing.com



FOR A FULL
CATALOG OF
REPORTS AND
DATABASES,

GO TO

bmcreports.com

INSIDE:

REPORT OVERVIEW

A brief discussion of key features of this report. **2**

TABLE OF CONTENTS

A detailed outline of this report's contents and data tables. **6**

SAMPLE TEXT AND INFOGRAPHICS

A few examples of this report's text, data content layout and style. **10**



**HAVE
QUESTIONS?**

Contact Charlene Harvey: 212-688-7640 x 250
charvey@beveragemarketing.com

**BEVERAGE
MARKETING
CORPORATION**

BEVERAGE MARKETING CORPORATION
P.O. Box 2399 | 143 Canton Road, 2nd Floor
Wintersville, OH 43953
Tel: 740-314-8380 Fax: 740-314-8639

THE ANSWERS YOU NEED

The *Almond, Oat & Other Plant Milks: Market Essentials* covers the overall market. Questions answered in this comprehensive market research report include:

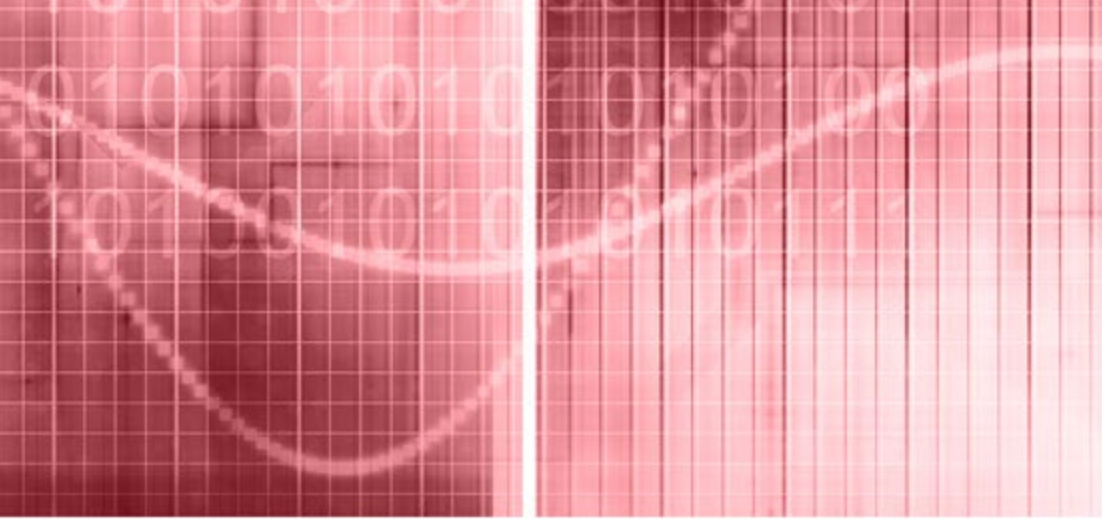
- How much plant milk volume, including beverages made from soy, almonds, oats, coconuts, rice, flax and other plants, was consumed in the United States in 2024 and how has this changed in recent years?
- Which non-dairy beverage segment was largest in 2024, and how have rankings changed in recent years? Which is expected to perform best by 2029?
- What are the leading brands, and how have they been performing?
- Which flavors of dairy alternative beverages are growing the fastest?
- What are the growth expectations for single-serve vs. multi-serve?

THIS REPORT FEATURES

This research report will be useful to marketers of soy milk, almond milk, oat milk, coconut milk, hemp milk, rice milk and manufacturers of other plant-based dairy alternatives as well as to marketers of traditional dairy milk who need to keep pace with trends in this competitive emerging sector.

Investors, retailers, advertising executives, manufacturers in various competing or complementary food and beverage sectors, and ingredient manufacturers with an interest in wellness and functional beverage industry will also find this report helpful. Backed by BMC's reliable, all-sales-channel-inclusive data, readers get a thorough understanding of the dynamic and growing dairy alternatives sector. Select areas of coverage include:

- Analysis of the national market including volume, wholesale dollar and per capita consumption figures.
- Key packaging trends for plastic, glass, carton and aseptic containers as well as data shedding light on single vs. multi-serving packages through 2029.
- Insights and data on the major companies and brands in the dairy alternative sector.
- Data on volume, share and growth for the leading plant-based milk trademarks including Blue Diamond Almond Breeze, Silk Almond, Silk Soymilk, Califia Farms, Oatly, Planet Oat, Chobani Oatmilk, Silk Coconut, Dream, So Delicious, Ripple, Silk Oat Yeah Oatmilk, Silk Cashew, Simply Almond, WestSoy, Hiland Almond, Hiland Soy, 8th Continent, Good Karma Flaxmilk, All Booth Brother Dairy and Sunrich.
- Data on volume, growth and share of the private label almond milk and private label soy milk markets.
- Advertising expenditures for key soy, almond milk and other dairy alternative companies and brands including Silk, So Delicious Coconut Milk, 8th Continent Soymilk and others.
- Volume, share and growth by flavor in the market, as well as break-outs for soymilk and almond milk by flavors including vanilla, plain, chocolate and coffee. Historical, current data and forecasts through 2029 are provided.
- A look at the future performance of dairy alternatives by various on- and off-premise sales channels through 2029.



ALMOND, OAT & OTHER PLANT MILKS IN THE U.S. THROUGH 2029: MARKET ESSENTIALS

**BEVERAGE
MARKETING
CORPORATION**

Almond, Oat & Other Plant Milks in the U.S. through 2029: Market Essentials

August 2025



RESEARCH • DATA • CONSULTING

NOTE: The information contained in this report is confidential and solely intended for the benefit of the immediate recipient hereof.

Copyright © 2025 Beverage Marketing Corporation of New York, P.O. Box 2399, Wintersville, OH 43953, (212) 688-7640. All rights reserved. Reproductions in any form prohibited by law.

Contents

Table of Contents

TABLE OF CONTENTS

TABLE OF CONTENTS ----- i

Executive Summary

The U.S. Almond, Oat and Other Plant Milk Market

The Dairy Alternative Beverage Market -----	1
• Overview & Issues -----	1
• Volume Trends -----	2
• Per Capita Consumption Trends -----	2
• Wholesale Dollar Sales Trends -----	3
• Segment Trends -----	4
• Packaging Trends -----	4
• Flavor Trends -----	5
• Distribution Trends -----	5
The Projected Dairy Alternative Beverage Market -----	6
• Overview & Issues -----	6
• Volume Forecasts -----	8
• Per Capita Consumption Forecasts -----	9
• Wholesale Dollar Sales Forecasts -----	10

Leading Company Profiles

The Leading Plant Milk Companies and Their Brands

The Leading Companies

• Overview -----	1
------------------	---

Danone North America

• Overview -----	3
• Marketing -----	7

H.P. Hood

• Overview -----	11
• Marketing -----	12

Blue Diamond Growers

• Overview -----	13
• Marketing -----	13

Stremicks Heritage Foods

• Overview -----	15
• Marketing -----	17

TABLE OF CONTENTS

Leading Company Profiles

The Leading Plant Milk Companies and Their Brands (cont'd)

Pacific Foods

- Overview ----- 18
- Marketing ----- 18

SunOpta

- Overview ----- 20
- Marketing ----- 21

Eden Foods

- Overview ----- 22
- Marketing ----- 23

Califia Farms

- Overview ----- 25
- Marketing ----- 26

Oatly

- Overview ----- 28
- Marketing ----- 28

Other Plant Milk Companies

- Overview ----- 30
- Food and Beverage Companies ----- 31

Exhibits

1. THE U.S. PLANT MILK MARKET

- 1.1 U.S. Plant Milk Market Volume and Change 1998 – 2024
- 1.2 U.S. Plant Milk Market Per Capita Consumption 1998 – 2024
- 1.3 U.S. Plant Milk Market Wholesale Dollar Sales and Change 1998 – 2024
- 1.4 The Projected U.S. Plant Milk Market Volume and Change 2019 – 2029
- 1.5 The Projected U.S. Plant Milk Market Per Capita Consumption 2019 – 2029
- 1.6 The Projected U.S. Plant Milk Market Wholesale Dollar Sales and Change 2019 – 2029

2. THE U.S. PLANT MILK MARKET BY SEGMENT

- 2.7 U.S. Plant Milk Market Volume by Segment 2019 – 2024
- 2.8 U.S. Plant Milk Market Share of Volume by Segment 2019 – 2024
- 2.9 U.S. Plant Milk Market Change in Volume by Segment 2020 – 2024
- 2.10 U.S. Plant Milk Market Per Capita Consumption by Segment 2019 – 2024
- 2.11 U.S. Plant Milk Market Wholesale Dollar Sales by Segment 2019 – 2024
- 2.12 U.S. Plant Milk Market Share of Wholesale Dollar Sales by Segment 2019 – 2024

TABLE OF CONTENTS

Exhibits

2. THE U.S. PLANT MILK MARKET BY SEGMENT (cont'd)

- 2.13 U.S. Plant Milk Market Change in Wholesale Dollar Sales by Segment 2020 – 2024
- 2.14 The Projected U.S. Plant Milk Market Volume by Segment 2019 – 2029
- 2.15 The Projected U.S. Plant Milk Market Share of Volume by Segment 2019 – 2029
- 2.16 The Projected U.S. Plant Milk Market Change in Volume by Segment 2024 – 2029
- 2.17 The Projected U.S. Plant Milk Market Per Capita Consumption by Segment 2019 – 2029
- 2.18 The Projected U.S. Plant Milk Market Wholesale Dollar Sales by Segment 2019 – 2029
- 2.19 The Projected U.S. Plant Milk Market Share of Wholesale Dollar Sales by Segment 2019 – 2029
- 2.20 The Projected U.S. Plant Milk Market Change in Wholesale Dollar Sales by Segment 2024 – 2029

3. U.S. PLANT MILK PACKAGING

- 3.21 U.S. Plant Milk Market Volume by Single vs. Multi-Serve Split 2019 – 2029
- 3.22 U.S. Plant Milk Market Share of Volume by Single vs. Multi-Serve Split 2019 – 2029
- 3.23 U.S. Plant Milk Market Change in Volume by Single vs. Multi-Serve Split 2020 – 2029
- 3.24 U.S. Plant Milk Market Volume by Package Type 2019 – 2029
- 3.25 U.S. Plant Milk Market Share of Volume by Package Type 2019 – 2029
- 3.26 U.S. Plant Milk Market Change in Volume by Package Type 2020 – 2029

4. U.S. PLANT MILK FLAVORS

- 4.27 U.S. Plant Milk Market Volume by Flavor 2019 – 2029
- 4.28 U.S. Plant Milk Market Share of Volume by Flavor 2019 – 2029
- 4.29 U.S. Plant Milk Market Change in Volume by Flavor 2020 – 2029
- 4.30 U.S. Plant Milk Market Wholesale Dollar Sales by Flavor 2019 – 2029
- 4.31 U.S. Plant Milk Market Share of Wholesale Dollar Sales by Flavor 2019 – 2029
- 4.32 U.S. Plant Milk Market Change in Wholesale Dollar Sales by Flavor 2020 – 2029
- 4.33 U.S. Soy Milk Market Volume by Flavor 2019 – 2029
- 4.34 U.S. Soy Milk Market Share of Volume by Flavor 2019 – 2029
- 4.35 U.S. Soy Milk Market Change in Volume by Flavor 2020 – 2029
- 4.36 U.S. Almond Milk Market Volume by Flavor 2019 – 2029
- 4.37 U.S. Almond Milk Market Share of Volume by Flavor 2019 – 2029
- 4.38 U.S. Almond Milk Market Change in Volume by Flavor 2020 – 2029

5. THE LEADING PLANT MILK COMPANIES AND THEIR BRANDS

- 5.39 Leading Plant Milk Brands Estimated Volume 2019 – 2024
- 5.40 Leading Plant Milk Brands Share of Volume 2019 – 2024
- 5.41 Leading Plant Milk Brands Change in Volume 2020 – 2024

TABLE OF CONTENTS

Exhibits

6. U.S. PLANT MILK DISTRIBUTION

- 6.42 U.S. Plant Milk Market Estimated Volume by Distribution Channel 2019 – 2029
- 6.43 U.S. Plant Milk Market Share of Volume by Distribution Channel 2019 – 2029
- 6.44 U.S. Plant Milk Market Change in Volume by Distribution Channel 2020 – 2029

7. U.S. PLANT MILK COMPANY ADVERTISING EXPENDITURES

- 7.45 U.S. Plant Milk Market Advertising Expenditures by Leading Companies 2019 – 2024
- 7.46 U.S. Plant Milk Market Share of Advertising Expenditures by Leading Companies 2019 – 2024
- 7.47 U.S. Plant Milk Market Change in Advertising Expenditures by Leading Companies 2020 – 2024
- 7.48 U.S. Plant Milk Market Advertising Expenditures by Type 2019 – 2024
- 7.49 U.S. Plant Milk Market Share of Advertising Expenditures by Type 2019 – 2024
- 7.50 U.S. Plant Milk Market Change in Advertising Expenditures by Type 2020 – 2024
- 7.51 U.S. Plant Milk Market Estimated Advertising Expenditures by Media 2019 – 2024
- 7.52 U.S. Plant Milk Market Share of Estimated Advertising Expenditures by Media 2019 – 2024
- 7.53 U.S. Plant Milk Market Change in Estimated Advertising Expenditures by Media 2020 – 2024

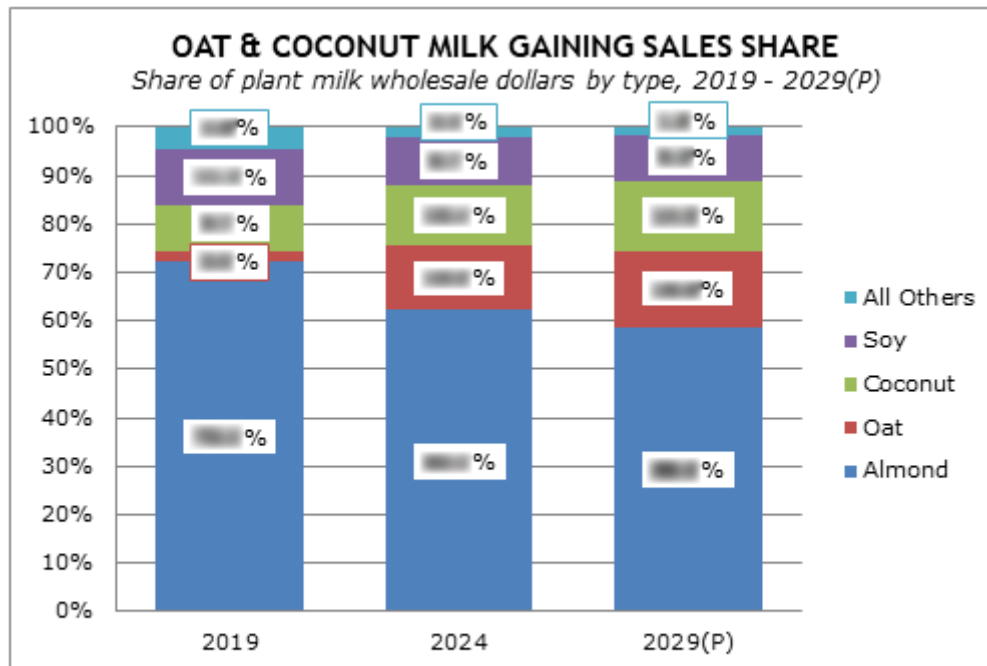
Several factors should contribute to the performance of the U.S. dairy alternative beverage market.

- Beyond the simple growth of the overall U.S. population, the faster growth of certain segments — namely, Hispanic, African-American and Asian — associated with higher levels of lactose intolerance could affect demand for non-dairy alternatives to fluid milk.
- The expanding array of dairy alternative beverage types — from those made with already familiar nuts like almonds and cashews to those derived from less familiar herbs and seeds like flax and hemp — provide more options for consumers who may have an aversion to one plant or another as well as to milk itself. The quick movement of oat-based beverages threatened to shake up the category if they continued to connect with increasing numbers of consumers — but, as noted, this growth has slowed considerably lately.
- In addition to new types, there's the ongoing influx of new flavors and formulations, which could appeal to growing numbers of consumers, regardless of whether they dislike or cannot stomach actual milk. While soy milk may have initially resonated with consumers for whom taste was not the primary concern, beverages that actually do taste good, while also checking off other boxes on the list of requirements (dairy-free, gluten-free, genetically modified organism-free, etc.), inherently have the chance to grow more popular.
- The leading dairy alternative beverage companies — Danone North America and Blue Diamond — have long track records as enterprises with resources to promote their wares (which include products besides beverages). Nonetheless, room remains for bigger food and beverage companies to enter the game should they so choose. While companies like Coca-Cola and PepsiCo have dabbled in dairy alternatives such as soy milk or soy/fruit blends, a fuller commitment by such industry powerhouses could make a huge difference in the category's future.
- Indeed, another food and beverage industry giant became deeply involved in the dairy alternative beverage market when Danone purchased WhiteWave in mid-2016. And Campbell Soup Company bought Pacific Foods in 2017.
- Dairy giant H.P. Hood became a major force in oat milk with its Planet Oat brand.

**U.S. PLANT MILK MARKET
SHARE OF VOLUME BY SEGMENT
2019 - 2024**

Segments	2019	2020	2021	2022	2023	2024
Almond	38.5%	37.5%	36.5%	35.5%	34.5%	33.5%
Oat	12.5%	13.5%	14.5%	15.5%	16.5%	17.5%
Soy	10.5%	10.5%	10.5%	10.5%	10.5%	10.5%
Coconut	5.5%	6.5%	7.5%	8.5%	9.5%	10.5%
Rice	3.5%	3.5%	3.5%	3.5%	3.5%	3.5%
Cashew	2.5%	2.5%	2.5%	2.5%	2.5%	2.5%
Hemp	1.5%	1.5%	1.5%	1.5%	1.5%	1.5%
Flax	1.5%	1.5%	1.5%	1.5%	1.5%	1.5%
All Others	15.5%	15.5%	15.5%	15.5%	15.5%	15.5%
TOTAL	100.0%	100.0%	100.0%	100.0%	100.0%	100.0%

Source: Beverage Marketing Corporation



(P) Projected

Source: Beverage Marketing Corporation